

The full product range










EN KRONE – YOUR SPECIALIST FOR FORAGE PRODUCTION



More than 200 models

KRONE – the full-liner in forage harvesting

	BiG M	4		Vendro, KWT	18		Swadro	24		AX, MX,RX, ZX, TX, GX	34		Bellima, Fortima, Comprima (Plus), VariPack (Plus)	46
<i>HIGHLAND</i>	EasyCut Highland	6	<i>HIGHLAND</i>	Vendro Highland	6	<i>HIGHLAND</i>	Swadro Highland	6					EasyWrap	58
	ActiveMow R, EasyCut	8												

Self-propelled mower conditioner
Mowers

Rotary tedders

Rotary rakes


Forage wagons and trailers

Bale wrappers
Round balers



 **BiG Pack
BaleCollect,
PreChop** 62

 **Premos
BaleFeed** 70

 **BiG X, XDisc,
EasyFlow, XCollect,
EasyCollect** 72

 **Headers** 76

 **KRONE
excellent crop
packaging** 84

 **KRONE Digital** 86



BiG M 450

High-capacity mower conditioner



Big but very agile

Driven by wheel motors and turning through a 50° angle, the BiG M is extremely easy to manoeuvre, and as such also offers great efficiency in small fields. An excellent front-rear weight distribution (64% to 36%) ensures that the self-propelled mower also copes perfectly in difficult ground conditions.



Convenient set-up

Ground pressure and cutting height on all units are conveniently controlled from the cab. Operators can program two cutting heights and ground pressures to the system and select the setting from the joystick.



Spreading or swathing

When the swathing hoods are open, the material flows over the turning augers and is spread across the full width for quick drying. When both swathing hoods are closed, the augers feed the material directly to the swath that was formed by the front mower.




[Click for Details!](#)




The dependable machine

- **Liebherr engine with 449 HP** – Powerful and fuel efficient
- **Large 9.90 m work width** for maximum productivity
- **Choice of conditioners**
Conditioners with steel tines or rollers (rubber or steel)
- **Heavy-duty cutterbar** with SafeCut blade protection
- **KRONE GPS Guidance and SectionControl** for maximum efficiency and comfort
- **Superior operator comfort** from a hydro-pneumatic axle suspension



Conditioner rotor with V-tines

The tine conditioner with a diameter of 64 cm conveys the forage past a height-adjustable chequer sheet and therefore grinds the protective wax layer of the plants. The V-tines are made from hardened steel and are arranged at a steep angle, treating the material very intensively and pulling it effectively through the unit.



Conditioner rollers from steel or rubber

The chevron profiled rubber rollers (left photo) give intensive and loss-free conditioning to high-yielding leafy crops. The extremely robust steel rollers (right photo) feature a special M profile for intensive conditioning in heavy going.



The cockpit

The optional Activo Premium is a ventilated and heated operator seat that offers comfy seating for fatigue-free work on long working day. All controls are within easy reach from here. The 8-inch or 12-inch X-Touch terminal with touch screen records all essential machine data and displays them on the high-definition colour screen. This in combination with a reverse drive camera gives operators a full overview of all processes.

The Highland range

Close attachment to the tractor and a low centre of gravity



Masterful performance on slopes

It is the low centre of gravity and the close attachment to the tractor that make the Highland mowers excellent performers on the slope. Integrated in the headstock, the hydraulic sideshift feature on the front mower counteracts tractor drift.



Hardware to depend on

The tried-and-tested EasyCut cutterbar groups the material in a narrow swath for the tractor to straddle it. The SmartCut cutterbar produces an accurate and uniform cut which is the basis for successful cuts later in the season. The standard SafeCut disc protection system protects the mower from damage when it hits a rock or a foreign body and makes for a straightforward repair.

Click for Details!



EasyCut F
Highland



Vendro
Highland



Swadro
Highland

HIGHLAND





Top performers on slopes

- **EasyCut F 280 Highland and F 320 Highland.** These compact and light-weight front mowers feature hydraulic sideshift for optimum cuts also on steep slopes.
- **Vendro 420 Highland, 620 Highland and 820 Highland.** These light-pulling rotary tedders feature the new KRONE OptiTurn rotors and mechanical border spreading control for efficient tedding and clean forage in steep terrain.
- **Swadro S 350 Highland and S 380 Highland.** These rotary rakes have new headstocks that are especially designed for compact tractors. Their Lift tines are kinked in two different positions raking the material into tidy and boxy swaths also in extremely steep terrain.

Stability on slopes

The optional hydraulic border spreading control on Vendro Highland is also very useful for tedding uphill. The hydraulic damper struts ensure quiet running and a stable ride behind the tractor without slope drift.

The ideal design

KRONE OptiTurn rotors ensure loss-free tedding by tines lifting the material without poking into the ground and spreading it across the full tine width for uniform and fast wilting.

Nimble and agile in any terrain

The new and compact headstock on the Swadro Highland rakes features a close attachment point to the tractor, providing maximum stability for safe work on steep slopes.

Perfect results

The steep DuraMax cam track controls the tine arms and tines – which are kinked in two different positions – for swift and precise work and clean and boxy swaths.



ActiveMow R

Adaptable disc mowers



No inner shoe

The cutterbar is powered via a right-angle gearbox, which is arranged immediately behind the inner top hat. The orbits of the blades overlap perfectly for stripeless cuts.



Changing blades in an instant

Quick-change blades are a must for many farmers and contractors, because this way they can replace blades quickly and easily on the site.



SafeCut

Each disc on the mower has its own individual impact protection. When the blade hits an obstacle, the roll pin breaks. As a result, the disc automatically threads up on the drive shaft, preventing the disc from fouling with the neighbouring disc.



Perfect in all respects

- **Side-mounted mowers**
offering huge up/down travel
- **Coil springs vary the ground pressure without tools for clean cuts**
and protection of the sward
- **Robust and fully welded cutterbar** for an extended lifespan
- **Cutterbar without inner shoe**
for trouble-free operation
- **The satellite drives**
have massive spur gears for quiet running and superior efficiency
- **Quick-change blades**
allow operators to swap blades conveniently and in the field.
- **SmartCut**
Stripeless cuts from optimum blade overlaps
- **SafeCut**
Individually protected discs for maximum reliability





Controlling the ground pressure

Depending on the model, you optimize the ground pressure and the cut by adjusting one, two or all three springs without tools.



Top performance on slopes

Offering a large up/down travel range, the ActiveMow disc mowers are perfect for work on slopes and in undulating and rough terrain.

Click for Details!



EasyCut F

Front mounted mowers



Pushed or pulled

EasyCut front mounted mowers without conditioner are optionally available with a pushed suspension (Push) in addition to the trailed version (Pull). This pull-type version allows the mower to break back and up when impacting a foreign object. The feature does not affect the cutting height.



Adjustable ground pressure

The ground pressure on these push-type machines is conveniently adjusted on coil springs. After all, an optimum ground pressure is fundamental for consistent cuts and high work rates. A telescoping top link will enhance the machine's contouring ability.



The M models

The M models are our particularly compact and low-dead-weight models. The new EasyCut F 320 M and F 360 M have standard push-type headstocks which are also available in pull-type design.



EasyCut F 400 with conditioner

The front mounted mowers with conditioner are able to swath the material or spread it across the work width. These models for contractors and professional farmers are ideally suited for use with Butterfly combinations. Rounding off the EasyCut F series, the four-metre front mounted mowers with conditioner or merger auger are the perfectly complement your harvesting machinery for maximum efficiency in the field.



Click for Details!

EasyCut R

Rear mowers



Optimum balance

The special KRONE DuoGrip suspension system suspends the mower in its centre of gravity and provides lateral guidance at the same time. Maintaining a consistent ground pressure across the full working width, the design leads to cleanest cuts on the one hand and light pulling and optimum lateral control on the other.

Easy to adjust

The springs can be adjusted hydraulically as an option for quick and on-the-move adjustment of the ground pressure. The spring tension is released from the seat before the machine is removed from the tractor.

Perfect conditioning

Conditioners speed up the wilting process and reduce wilting times. KRONE offers three types of conditioners – the V-type steel tines (CV), the profiled polyurethane rollers or the M-Rolls (CR).

Uncompromised mowing

- **Rear mowers with 2.73 m to 4.04 m working widths**
- **Featuring SafeCut** for individual disc protection
- The fully **welded cutterbar** is robust, sealed and permanently lubricated
- **DuoGrip** Centre-of-gravity suspension and linkage control
- **Hydraulic ground pressure control is an option**
- **Mechanical break-back system** for impact damage protection
- **Mowers with or without conditioners**



Great accessibility

The front curtain folds up to give easy access to the discs for cleaning and convenient blade replacement – a design that offers superb accessibility to the cutterbar.



Fully protected

The break-back system protects the cutterbar on impact with an obstacle. When the system trips, the mower swings up to 1.20 m to the rear and up to 40 cm upwards and returns automatically into working position when the obstacle has been passed.



Large suspension travel

Z-shaped arms enable large vertical travel (29° up, 20° down) – ideal for mowing banks and verges.



Minimum space

Stands are available as an option to store the machine either in work or transport position saving space in the shed.



Click for Details!

EasyCut TS/TC

Trailed disc mowers



Variable ground pressure

The coil springs on the TS 320 provide quick and optimum adaptation to any condition. The system stands out for its large choice of setting options and convenient handling. The conditioner machines have hydraulic suspension as standard features.

The slewing gearbox

The special slewing gearbox gives the machine the agility to make tight headland turns. The drive power flows down drive shafts and gearboxes.

Spreading effectively at full width

The V-tines are made from hardened steel and mount at a steep angle, treating the material at the full working width. The tines pivot to the rear when hitting a foreign object whereas their restricted forward angle increases the pivot pin's lifetime.

Gentle conditioning

The full-width CR rollers ensure a uniform conditioning effect across the entire work width. Thanks to adjustment of roller clearance and pressure, the system easily adjusts to the current crop yield and variety.





Maximum flexibility

- **Side- or mid-mounted drawbar**
- **Robust and fully welded cutterbar**
with massive and permanently lubricated sprockets
- **SmartCut**
Stripeless cuts from extra wide blade overlappings
- **SafeCut**
Individually protected discs
- **Quick-change blades are standard specification**
- **DuoGrip**
Centre-of-gravity suspension system with dual grip control
- **Tine conditioner or roller conditioner**
for fast and uniform wilts
- **Merger belt**
for variable swaths



Side-mounted drawbar

The trailed EasyCut disc mower with side-mounted drawbar and swivel gearbox gives you the flexibility of mowing round and round without lifting the machine out of work, without reversing and without ever stopping. The short drawbar makes for a compact combination that gives excellent rides and caster.



Mid-mounted drawbar

The EasyCut TC models cut to the right or left of the tractor. Simply swing the drawbar to the other side as you do the headland turn and match up with the previous pass. The tractor is not running in standing crop so that clean and loss-free cuts are guaranteed. This way you always use the machine to potential and, in combination with a front-mounted mower, at full work width. In sloping fields, it allows the tractor to work across the slope.

Variable placement

Trailed disc mowers with a merger belt can swath the grass into an existing swath, forming a double swath that suits the full pick-up capacity of the following harvester. But you can also raise the belt and spread the material as usual. The machine can also combine with a front mower.

Click for Details!



EasyCut B

Butterfly combinations



Mowing at full width

- **EasyCut B 870 and B 1000**
without conditioners have adjustable arms for optimum overlaps
- **EasyCut B 950 Collect**
with crop merging augers
- **EasyCut B 880 CV/CR (Collect) and B 1050 CV (Collect)**
with conditioner and optional cross conveyor belts
- **EasyCut B 1050 CV BSS**
with auger conveyors
- **Choice of conditioner models**
CV steel conditioners or CR roller conditioners (M-Rolls or polyurethane roller)
- **Easy preselection using PreSelect or ISOBUS comfort control unit**

Nothing is left uncut

The hydraulically adjustable outrigger arms on the side mounted mowers provide the best possible overlapping with the front mower on the EasyCut B 1050. for a perfect cut.



EasyCut B 870 and B 1000

With maximum working widths of 8.62 m for the EasyCut B 870 and 10.00 m for the EasyCut B 1000, the two mower combinations feature a sturdy design, precise cut and high efficiency. With its optimised weight and hydraulic relief, the headstock not only protects the turf but also allows for use of smaller tractors.



EasyCut B 950 Collect

EasyCut B 950 Collect mower combinations feature an impressive compact design and have auger conveyors without conditioner. Thanks to their generous dimensioning, even extensive forage quantities such as those that are produced with green rye can be grouped together uniformly and neatly with the augers to form a swath.

Click for Details!





Wide spreading on one side with EasyCut B 950 Collect, EasyCut B 870 or B 1000 CV/CR Collect as well as EasyCut B 880 CV/CR Collect or B 1050 CV Collect. Three into one, two or three will go: Specify the mowers with the KRONE Collect System and increase the combination's versatility, spreading the material across the work width or forming one single swath. The powerful belts and augers handle even the heaviest crops most effectively.



EasyCut B 880 and B 1050

The new KRONE mower combinations EasyCut B 880 CV and CR and EasyCut B 1050 CV stand out with maximum safety and unsurpassed efficiency. With variable working widths of 8.72 m respectively 10.45 m, the mower combination EasyCut B 880 CV/CR and B 1050 CV are designed for maximum efficiency.



EasyCut BSS – BiG Swath System

With the KRONE EasyCut B 1050 CV BSS, swath merging can optionally also be effected by means of auger conveyors – an option unparalleled in other Butterfly combinations. Large-dimensioned augers behind the CV conditioner ensure gentle crop flow without losses. Depending on the hood position, the crops are spread centrally or deposited in partial-with swaths or individual swaths.

Vendro/T/C

Rotary tedders

Uniform distribution of the material

- **Compact rotary tedders**
for three-point linkage attachment and work widths from 4.70 m to 11.20 m
- **Vendro T and C models**
9 m to 11.20 m work widths
- **New KRONE OptiTurn tines**
lift and spread the crop in an ideal way
- **Gauge wheels run close to the tines**
providing exact tine control and optimum forage quality
- **Maintenance-free,**
liquid-grease lubricated **gearbox**
- **KRONE OctoLink finger clutches**
maintain a frictional connection in any position for a constant power flow
- **Damper struts**
ensure stable rides and optimum spreads
- **Front and rear stands**
for a stable and cantilevered storage position



KRONE OptiTurn tines

An optimum quality of work is delivered by the new 3D tines. Kinked in two places, these lift the material more easily and spread it more uniformly as the first step in making clean and high-quality forage. For consistent spreads in any type of condition, the tine arms of adjacent rotors overlap generously.

Wheels running in close vicinity of the tines

Clad with big flotation tyres, the rotor wheels run as closely as possible to the tines for optimum contouring, avoiding unnecessary contamination for high-quality forage.

Perfect guidance

The tedders have mechanical or hydraulic damper struts depending on specification. Also, they absorb shockloads and vibrations and take out sway when tedding in curved lines. They bring the booms together as the machine is being raised out of work.



Click for Details!



Extremely flexible

Featuring the tried-and-tested eight-finger clutches KRONE OctoLink, Vendro is an enormously flexible machine. They allow the outboard rotors to fold 180° towards the middle without any risk of damaging the driveline. Thanks to this enormous flexibility you can store the machine in tight space and travel at a reduced transport height.



Good footing

In storage position, the tedder with three-point rear linkage is not parked on its mid-mounted wheels; instead it is supported by two stands at the front and one at the rear. In this position, it is also easily attached and removed from the tractor.

Absolutely compact
 The v-shaped and compact frame brings the machine's centre of gravity very close to the tractor, significantly reducing the lift requirement so the machine can be operated by small tractors. At the same time, less weight is taken off the front axle and steering is not affected.

KWT

Rotary tedders




OctoLink finger clutches

The maintenance-free and eight-finger OctoLink clutches transmit the full power in any position. Count on it.



Clean forage, uniform spread

The two 9.5 mm tines differ in length and as such give a special 'combing effect' which leads to cleanest and fine forage. Five coils on each steel spring tine provide flexibility and strength. Special stops on the ends of the tube-section tine arms ensure no tines are lost.



Heavy-duty and maintenance-free

The liquid grease gearboxes are bolted underneath the frame. Not forming part of the structure, the gearboxes add stability to the frame.



Click for Details!





Clean forage

- Large choice of KRONE rotary tedders
- Maintenance-free, liquid-grease lubricated gearbox
- Massive box-section booms
- Maintenance-free drivelines thanks to strong and frictional OctoLink eight-finger clutches
- Robust and hard-wearing Super C double tines of different lengths for clean and uncontaminated feeds
- Central border spreading control is standard specification
- The angle of throw is adjusted without tools



The KWT transport running gear

The transport running gear makes these rotary tedders ideal for smaller tractors with smaller lift capacities despite their wider working width.



KWT 11.22/10

KWT 1300 · KWT 1600 · KWT 2000

Trailed 12/14/18-rotor machines



KWT 2000

Making quality forage not only requires high-capacity mowers but also the right tedder. In terms of work rates, the KWT 1300, 1600 or 2000 is the perfect match for a high-capacity mower combination. It allows you to do the tedding pass in parallel with the mowing pass to achieve uniform wilts.



KWT 1600



High productivity and quality of work

The trailed rotary tedders KWT 1300, 1600 and 2000 stand out for an impressive efficiency and the best quality of work. 12, 14, or 18 rotors spread the crop in an extremely uniform mat. The flexible tubes ensure the material is adequately teded even across the full work width and in undulating fields. Permanently lubricated rotor gearboxes, robust tube-section tine holders, a sturdy frame with individual segment adjustment and a wide transport chassis running on flotation tyres – all this combines to cope with highest loads and deliver excellent results on and on.



Click for Details!



Sturdy frames

High-strength beams are made to cope with the strains of a huge work width. The enclosed hoop guard features cross braces that are arranged at an angle for extra stability. The heavy-duty build not only complies with safety standards but also takes off load from the side arms and joints.



The transport running gear

Large flotation tyres provide softer treading on the turf, protect the sward and reduce compaction. The soft-treading standard tyres can also be replaced by extra wide tyres on these three models.

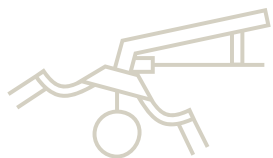


Compensating for the loading

As the rotors lift out of work, the tensioned and load-compensating spring presses the drawbar to the ground as the rotor lifts out so that the tractor's link arms do not move. Three-point linkage attachment is an option on KWT 1300.

Wide work widths

- **13.10 m, 15.30 m or 19.60 m working width**
- **Top spread pattern**
from 1.53 m diameter rotors
- **Heavy-duty beams**
for maximum strength
- **Maintenance-free OctoLink rotor drives**
- **Intelligent steering**
on KWT 1600 and KWT 2000



Swadro

Powerful selling points

The ideal jack-of-all-trades

- **Maintenance-free rotors**
and tine arms without grease nipples
- **Maintenance-free,**
liquid-grease lubricated **gearbox**
- **DuraMax,**
the hard-wearing cam track with three-year warranty
- **Central rotor suspension**
for optimum contouring and a uniform ground pressure across the full working width
- **KRONE Lift Tines**
for higher-quality forage, minimum losses and higher work rates
- **Great lift-out height**
on headlands
- **Less than 4 m transport height**
- **Less than 3 m transport width**

No downtime

The weather sets the pace in forage harvesting. Maintenance-free and permanently liquid greased rotor gearboxes make the KRONE Swadro a very reliable partner in your harvest campaign, ensuring dependable operation in narrow harvest windows.

Steep and small-diameter cam track

Stand-out features of our DuraMax cam track is the extremely small diameter and steep track design. It is this unique design and its effect that lead to the formation of optimum swaths in all conditions.

The tine arms


Each tine arm is controlled by its control shaft that is manufactured to precision-fit tolerances for exact fit in the control arm and precision tine control as the arm follows the cam track. It is this design that leads to those clean and loss-free rakes. Each tine arm is mounted on two ball bearings inside the hub plate. The two bearings are spaced wide for reduced wear and higher work rates.





The KRONE Jet Effect

The KRONE Jet Effect ensures the tines will not dig into the ground when the rotors lower and lift. Emulating the touch-down and take-off behaviour of an airplane, The clever design of the rotor suspension ensures there is always a maximum of clear space between the tine and the sward when the rotor lifts and lowers out and into work – an intelligent system that helps protect the sward and avoids crop contamination.



The double kink trick


For more than 10 years, the KRONE Lift Tine has convinced our customers around the world in terms of quality forage and rakes. Kinked in two positions, the vertical tine lifts the material clear off the ground. This is the secret behind producing clean forage in difficult conditions. The Lift Effect sees the grass moving up the length of the tine. Even extremely wet and heavy material will not bend the tines which are up to 10.5mm thick and are coiled around large-diameter arms for greatest stability and tidiest rakes.

Click for Details!



Swadro S

Single-rotor rakes



Swadro S 420 single-rotor rake

Extraordinary simplicity

- **Rear three-point single-rotor rake**
Swadro S 380, S 420 and S 460 with working widths from 3.80 m to 4.60 m
- **Trailed single-rotor rakes**
Swadro 38 T, 42 T*, 46 T with work widths of 3.80 m to 4.60 m

*available in the USA only

Clever castering properties

The caster-steered headstock tracks accurately behind the tractor as this is making the turn. Thanks to the intelligent balancing arm you also manage tight headland in awkwardly shaped fields without a hitch. The damper struts eliminate tailing and ensure straight and uniform swaths. Also, the machine centres itself exactly and automatically behind the tractor as it is being raised. This also eliminates a separate transport locking system.



Swadro 46 T single-rotor rake



Swadro S 420 single-rotor rake



Swadro S 380 single-rotor rake



Swadro S 460 single-rotor rake



Click for Details!

Swadro TS

Side delivery rotor rakes with 2 or 3 rotors

Outstanding productivity

- **Swadro TS twin rotor side delivery rakes**
For maximum productivity up to the last cut
- **Swadro TS Twin**
For flexible swathing options and single, twin or double swaths
- **Swadro 710/26 T**
The compact trailed twin rotor rake
- **Swadro TS 970**
The world's largest side delivery rake with 9.70 m work width
- **Great lift-out height on headlands**
- **Less than 4 m transport height**
- **Less than 3 m transport width**



Swadro TS twin-rotor rake

[Click for Details!](#)





Forming one single swath

The Swadro TS models can be adapted to the crop conditions and the intake capacity of the following harvester. Single swaths are ideal in high-yielding crops and when using balers or small forage wagons.

Forming a double swath

Raking up two separate swaths in one up and down operation, Swadro TS covers a work width of up to 15 m (49'3"). Double swathing is a very effective method to fully exploit the intake capacities of powerful harvest machines.

Twin swathing

Swadro TS Twin models have telescoping outrigger arms as a standard feature. This allows them to extend the two rotors out far enough so that each of the two rotors lays down a swath. An optional front hydraulically pivoting swath cloth rounds out the equipment for optional twin swathing.



Swadro TC

Twin-rotor centre delivery rakes



Gentle on the sward

- **Flexibility to select any work width**
from 6.40 m to 10 m to suit varying conditions
- **Swadro TC Plus models**
for extra operator comfort
- **Variable chassis**
with adjustable track widths and large tyres
- High ground clearance and high rotor lift-out
for **easy headland turns**
- **Transport height is less than 4 m**
- without leaving the tractor

Changing work widths hydraulically

Hydraulic work width control is standard specification on all models from Swadro TC 760 Plus. The system comes with a large scale that helps operators set the required position.



Individual rotor lift-out

The rotors can be lifted separately as an option. This feature brings great advantages in wedges, along boundaries and in low-yielding crops.





Swadro TC 1000 Plus

Generous ground clearance

The high-clearance frame and the high rotor lift-out allow the machine to run over massive windrows without disturbing them.

Reduced transport height

Quick changeovers bring down the transport height to less than 4 m (13'2") on the Swadro TC and TC Plus without removing any tine arms or guards.



Swadro TC 640

Click for Details!



Swadro TC

Four- and six-rotor rakes



Swadro TC 1370



Swadro TC 2000



[Click for Details!](#)



Swadro TC 1250



Swadro TC 1370



Swadro TC 1250



Swadro TC 1570 and TC 2000

Less than 4 m, hydraulic control

The hydraulic height control system lowers the Swadro TC 1370 axle quickly and conveniently to get ready for road travel. No need to remove the tine arms, no need to leave the tractor.

The KRONE idea that cures lumping

The leading rotors spin faster than the following rotors, presenting the material to the following rotors. The results are fluffy swaths that boost the performance of the following harvester.

With variable working width

The unique V frame concept ensures maximum flexibility for both the Swadro TC 1570 and the Swadro TC 2000 in terms of working width. For the Swadro TC 1570, the working width can be adjusted variably from 11.00 m to 15.70 m and for the Swadro TC 2000 from 10.00 m to 19.00 m to adapt to the harvesting conditions in the field.



Swadro TC 2000

With flexible Ackermann steering

The Ackerman steering system on the transport chassis of the Swadro TC 2000 can be operated in two ways: either passively via a linkage or actively via a hydraulic ram. Either way, the result is excellent casting and easy manoeuvring on tight headlands.

Compact transport position

- Large choice of models for **variable** 9.80 m to 19 m **work widths**
- **Swadro TC 1250 / 1250 Plus**
Entry to the professional class
- **Swadro TC 1370**
The convenient four-rotor machine
- **Swadro TC 1570**
Master of its class thanks to power and comfort
- **Swadro TC 2000**
The world master in acreage output and raking quality

AX

Self-loading and forager-filled forage wagons



Collapsible hay extensions (FL / FD)

These extensions collapse hydraulically pass through low gates and enter low buildings. This structure makes the AX a really light-weight machine.



Steel extensions (GL / GD)

The well-proven steel extensions increase the overall stability. In combination with the standard-fit ropes they ensure effective compression and prevent material is lost in transport. The sides are hot-galvanized, powder-coated or plastic-laminated.



Silage extensions (HL / HD)

The AX forage wagons feature a pivoting headboard hatch that folds forward in a 90° angle for easy filling from the forage harvester – which is particularly useful when opening up fields. This feature makes the AX even more versatile and turns it into a fully-fledged dual-purpose wagon.




AX 310 HD



Sloping chain-and-slat floor

The sloping floor offers multiple benefits and reduces the crop passage into the machine so it can settle sooner. This keeps its structure intact and saves input power.



Cutting rotor

Measuring 76 cm in diameter, 147 cm in width and featuring six helical rows of tines, the rotor cutter delivers an extremely powerful performance. The tines have extra wide Hardox steel plates that provide gentle crop treatment, enhanced quality of cuts and lower power inputs.



The knife bank

When all 32 blades are set to cutting action, the system achieves a nominal chop length of 45 mm. The blade group control system allows operators to select the blades in sets of 32, 16, 16, 0.

Top-end technology

- **Choice of collapsible or steel extensions and steel sides** with a volume of 25-31 m³
- Sloping **chain-and-slat floor** enhances crop feed efficiencies
- **Camless pick-up** with w-lined tines distributes the material uniformly
- **Massive rotor cutter** for high throughput
- **Up to 32 blades are selected in groups** for up to 45 mm cuts
- **Auto PowerLoad** feature for maximizing capacities
- **Discharge rollers** with grippy tines distribute the material uniformly
- **Optional cross belt** for feeding the forage to the cattle
- **Caster-steer torsion-beam axle or tandem axles** for optimum sward protection



Click for Details!

MX

Self-loading and forager-filled forage wagons



Optimum productivity and quality

The new cut-and-feed system on the AX models translates into high throughputs and high-quality cuts. Eight helical rows of tines pull the crop through 41 blades, which are arranged in one plane cutting the crop at a nominal length of 37 mm.



The models with discharge rollers

The MX GD models have three discharge rollers (two as an option) which unload the material in a uniform mat. Overload protected by the clutch in the main drive-shaft, the rollers discharge the material fast and efficiently.



Bottom-mount hitch

All MX models are specified with the standard ball hitch which offers a tongue load of 4 t, offering great agility at minimum wear. The drawbar suspension system is standard specification and provides highest driver comfort also when travelling at speed.



Cross conveyor belt

The optional cross conveyor belt is an ideal feature for farmers who feed the fresh forage directly to their cows. The 90 cm wide belt feeds the material to the right and left side. But you can also empty the machine via the discharge rollers without any previous modification.



Forager-filled forage wagons

Their rugged steel structure and the high 18t axle load make all MX models the most reliable and productive companions for the forage harvester.



[Click for Details!](#)

Compact wagon

- **Steel structure**
with 33, 37 or 40 m³ capacities
- **Rotor cutter**
with 41 blades for a nominal 37 mm cutting length
- **Camless pick-up**
with tines arranged in a w-line for optimum crop flows and low wear
- **SpeedSharp**
The optional blade grinder for convenient use in the field
- **Pivoting headboard**
maximizes capacity (MX 370/400)
- **Standard articulated drawbar with suspension** for better ride
- **Three discharge rollers** (two as an option) discharge the material in a uniform mat
- **Optional cross belt**
for feeding the fresh forage to the cattle
- **Optional crop covers**
for loss-free transport



RX

Self-loading and forager-filled forage wagons

**The RX as a loading and forage transport wagon**

The RX 330, 370 and 400 is a high-performance loading and forage transport wagon with a capacity of 33, 37 or 40 m³ as well as fast unloading. With their high permitted total weight of 24 t they are perfect for use as transport vehicles in the maize harvest chain. This dual-purpose usability makes them a particularly economical solution for forage harvesting.

EasyFlow – more efficient and more effective


Working at a width of 2.12 m (DIN 11220), the wide and camless pick-up with helical tines is powered by its own separate hydro motor for dependable performance also in challenging conditions. Large swaths and swaths laid down unevenly are collected evenly and neatly. The height is adjusted easily to suit the current crop, the swath volume and ground speed.

Flexible and safe

The optional crop covers are flexible to adapt to the contours of the forage mass. Hinged to the sides, they cover the material effectively and will not open as the combination travels at speed.


Click for Details!





The OptiGrass concept

Thanks to the KRONE OptiGrass system, the forage quality is clean, homogeneous and uniform. This is possible due to the precise cutting method with a choice of cutting lengths of 28 or 37 mm. Thanks to the perfectly coordinated technologies, conditioning is gentle, resulting in a clean and high-quality result.



OptiGrass integral rotor

The new integral rotor concept combines numerous advantages and significantly improves the performance of the cutting system. The 22 cm wide auger bodies, which are part of the cutting rotor, ensure that the crop is transported evenly and cleanly to the centre of the rotor. This results in a powerful crop flow with maximum pick-up width and, at the same time, the best possible cutting quality thanks to optimum pre-compression in the conveyor pockets.



Drive further thanks to Powerbelt

Maximum throughput rates and high loading speeds allow hardly any errors. In practice, however, uneven swaths with changing crops are more common. Thanks to the powerful KRONE Powerbelt, these brief peak loads are absorbed and triggering of overload protection is prevented. You can keep working with the KRONE Powerbelt while others are brought to a halt.



Proven technology

- Efficient forage transport wagons with **capacity of 33m³, 37 m³ and 40 m³**
- **OptiGrass concept for a clean 28 or 37 mm cut**
- **OptiGrass cutting unit** with 40 or 54 blades for cutting lengths of 37 or 28 mm
- **Camless pick-up** with tines arranged in a w-line for optimum crop flows
- **SpeedSharp**
This option grinds the blades conveniently in the field for optimum performance
- **Pivoting headboard**
maximizes capacity (RX 370/400)
- **PowerLoad – the automatic filling system**
for automatic and maximum fills
- **Tandem axles**
ensure safe rides in rough terrain thanks to pressure compensation and auto-levelling as standard features
- **Optional crop covers**
for loss-free transport
- **Composite running gear (RX 330/370)**
- **Hydraulic running gear (RX 400)**
optionally available for all models

ZX

Self-loading and forager-filled forage wagons

**Smooth emptying**

The forage wagon scores on its conical structure, of providing a wider outlet area for a smoother material flow. Also, all obstacles in the material flow have been eliminated ensuring nothing is left behind.

**Plus 4.5 m³**

When the loading space is completely filled, the front wall automatically swings forwards in stages and creates approx. 4.5 m³ of additional loading volume, without extending the machine length. So ZX is not compromised in its compact build and agility.

**The drive for all requirements**

The KRONE Powerbelt drive concept supports the rotational speed reduction from the main drive to the cutting rotor by means of a planetary gearbox located in the rotor. The compact design of the assembly allows us to maximize the length of the rotor and hence the width of the crop flow. The drive is impressive thanks to its high throughput, extremely quiet running, low wear and minimal maintenance. A wide belt enables power transmission of up to 430 hp in the drive train. A cam clutch in the main universal shaft ensures the safety of the entire drive train up to a torque of 3000 Nm.

**Maximum throughputs**

- **OptiGrass cutting unit**
with 40 or 54 blades for cutting lengths of 37 or 28 mm
- **Up to 430 hp driveline**
- **Camless pick-up with hydraulic drive**
and electro-hydraulic suspension
- **Powerbelt – the powerful driveline**
to the cut-and-feed rotor
- **Pivoting headboard**
increases capacity from a compact build
- **OptiGrass concept for a clean 28 or 37 mm cut**
- **KRONE SplitCut**
the unique solution for cuts along edges and exceptional conditioning
- **Optional SpeedSharp blade sharpener**
- **Axle assembly with hydraulic pressure compensation**
- **30.5 inch tyres are an option**
for softer treading
- **PowerLoad – the automatic filling system**
for automatic and maximum fills



The OptiGrass concept

Thanks to the KRONE OptiGrass system, the forage quality is clean, homogeneous and uniform. This is possible due to the precise cutting method with a choice of cutting lengths of 28 or 37 mm. Thanks to the perfectly coordinated technologies, conditioning is gentle, resulting in a clean and high-quality result.

Precise and efficient

With the OptiGrass system, the ZX series offers two cutting unit variants with theoretical cutting lengths of 28 or 37 mm. The integral rotor concept, which cuts more precisely and shorter than ever with fewer blades, ensures compact cut packages. Combined with the EasyFlow pick-up, the OptiGrass cutting rotor and SpliCut edge-cutting system, the KRONE ZX delivers an optimum result in all conditions.



TX

Forager-filled forage wagons



Conical body

The conical design offers the advantage The steel floor and the tapered body front to rear make for swift and smooth unloading. Also, all obstacles in the material flow have been eliminated.

Boosting unloading rates

A special feature for our forager-filled wagons, the pushing plate at the front end supports the unloading process to vacate the machine faster and more efficiently. When the tailgate opens this head plate pivots to the rear, pushing against the crop wall and supporting the work of the chain-and-slat floor.

No. of discharge rollers

The entry-level TX 460 D and 560 D have two tube-steel rollers that unload the material. These large 450 mm diameter rollers with grippy tines in helical arrangement discharge the material across the full width and in a uniform mat.





High unloading rates

- **Up to 56 m³ capacity**
for maximum efficiency
- **Single-frame concept**
for a lower dead weight and high payload
- **Slanting sides increase the filling opening**
- **Hydraulic articulated drawbar**
Lowers the front end when following the harvester
- **Pivoting head plate**
for boosted unloading rates and efficiencies
- **Optional crop covers**
for loss-free transport
- **Optional discharge rollers**
unload the material in a uniform mat
- **Steered tandem or tridem axles**
protect the sward and reduce tyre wear




Hydraulic articulated drawbar

The articulated drawbar offers two benefits: it allows you to lower the front end hydraulically when opening a field and raise it for higher ground clearance on rutted ground. The slim drawbar with ball hitch is suspended to offer superior ride stability.



Lifting axle

The front axle on a tridem assembly can be raised hydraulically. This saves tyre wear and cost during empty hauls.



Click for Details!



GX

General-purpose wagons

The moving headboard is tilted and supported by two rolls.



The driveline

Two powerful hydro motors operate the chains and the headboard on the GX.

The flat-link chains

pull the floor in either direction.

The robust floor belt

is connected to the headboard and the flat-link chains.

The clamping strip

makes the connection between the floor belt and the pulling chains.



Click for Details!





For all types of cargo

- **Grain-tight body**
with a 44 m³ to 52 m³ volume (DIN 11741)
- **The unique design**
for transporting all kinds of crops and loads
- **Single-frame concept**
for a lower dead weight and higher payload
- **KRONE ExactUnload**
Controls the unloading rate by length of the pit
- **Light-weight and rugged body**
with optional telescoping sides for reduced over-head-loading heights
- **Dual-purpose tailgate**
with discharge rollers that swing out of the way for maximum versatility
- **Underride guard swings hydraulically in and out of position** for maximum convenience and safety
- **Intuitive operation from the ISObus terminal or remote control** from the ground

Organic fertilizer

The GX also hauls solid manure and compost. The optional lowering side walls ensure low overload heights with and optimum transparency.



Combinable crops

The GX general-purpose wagon transports all crops of all seed sizes whether coarse or fine – panicles, legumes and also oilseeds. Its grain outlet at the rear is a standard feature and allows operators to unload grain in a controlled way at the store.



Root crops

The GX is also an ideal trailer to haul any conceivable cash crops, especially crops that are sensitive to damage such as potatoes, beet and even vegetables. The optional radio remote control helps unload crops that tend to roll in a controlled way.



Silage

The articulated and hydraulic drawbar plus the silage extensions make the GX the perfect trailer for serving the forage harvester – in silage maize, grass silage and whole crop silage. Typically KRONE, the general-purpose wagon is cleared out in no time so more time can be spent on compacting to make quality feed.



Bellima

Round balers




Effective crop feed

The Bellima F 130 that features an extra wide pick-up and feed augers boasts a powerful packer which feeds the material that has been gathered by the pick-up in a consistent flow into the bale chamber.



Straightforward and good

We have nothing to hide. Our Bellima does with a minimum of drive chains and sprockets! The simple and uncluttered design makes for minimum service and maintenance and results in maximum longevity.



Very grippy

The slats on the KRONE chain elevator mesh with crops to provide positive bale rotation. No straw bale will stop rolling on this machine! By the way, the automatic tensioning system is of course a standard feature!



KRONE MiniStop – more bales per hour

A unique KRONE feature – bale ejector and collecting tray in one! It allows the baler to start the next baling cycle while the tailgate is still closing after ejecting the bale – a small detail that allows you to bale up to six more bales per hour!



Click for Details!






Solid, high-density bales

- **Rugged fixed-chamber baler**
for silage, hay and straw
- **Enclosed bale chamber**
for minimum fragmentation
- **Endless KRONE chain-and-slat elevator**
for compact and well-shaped bales
- **Simple by design**
low maintenance and long service life
- **Low deadweight,**
less input power

Bellima F 130


Fortima

Round balers



EasyFlow pick-up

The EasyFlow pick-up does without cam track control. A simple assembly uses fewer moving parts than controlled pick-ups with cam tracks and results in extremely quiet running, less wear and ultimately lower service and maintenance costs. EasyFlow – a powerful system that leaves no stem behind.



Rugged rotor, excellent cut:

Boasting a massive diameter, the cut-and-feed rotor offers a particularly high feed capacity. The double tines are arranged chevron-style and pull the crops consistently through the blades. This reduces the risk of peak loads as the stems are cut 'one after the other'.



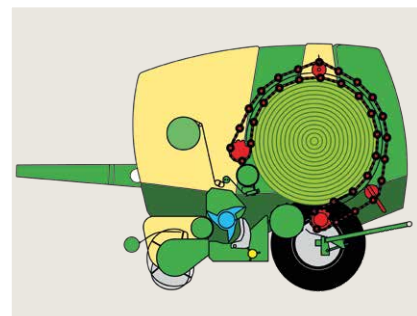
[Click for Details!](#)





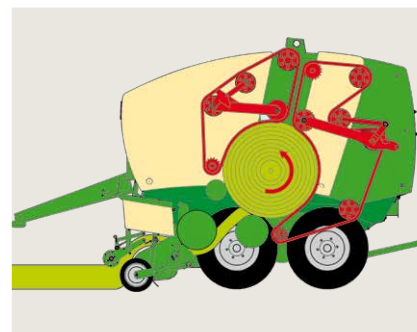
Versatile

- **Fixed or variable chamber** for maximum versatility
- **F models** for 1.25 – 1.55 m diameter bales
- **V machines** with bale diameter from 1 m to 1.50 m
- **The camless EasyFlow pick-up** boosts throughput and offers harder wearing
- **With or without MultiCut system** for controlled and high-quality cuts
- **Endless KRONE chain-and-slat elevator** for compact and well-shaped bales
- **Twine tying with four threads or net wrap** cater for all needs in all types of conditions



Fixed bale chamber (F)

The enclosed bale chamber with endless chain-and-slat elevator produces high-density bales at minimum fragmentation.



Variable bale chamber (V)

The two endless chain-and-slat elevators form bales of extremely high densities.



KRONE chain-and-slat elevator for effective bale roll

The endless chain-and-slat elevator is gentle on the crop. By meshing with the material, it ensures effective bale roll and highest densities.

Comprima

Round balers and combination baler wrappers



The EasyFlow pick-up

Working at a width of 2.15 m (to DIN 11220), the EasyFlow pick-up gathers wide swaths effectively and feeds the material to the rotor cutter in a particularly consistent flow. Thanks to the generous width it is not necessary to travel through very tight turns while the machine is baling. More than that, the pivoting and spring-loaded EasyFlow provides perfect ground contouring even in very rough terrain.



The NovoGrip slat and belt conveyor

NovoGrip consists of robust and endless rubber fabric belts with metal slats. This design ensures the crop is treated gently as the slats mesh with the bale for effective bale roll and maximum density. This applies for hay and straw but also for late grass cuts and wet silage.



The XCut rotor cutter

The 53 cm diameter XCut rotor has its double tines arranged in a w-line and features up to 26 blades for top-notch performance. The gap between the double tines and the blades is extremely small so that not a single haulm will pass the blades without cutting.



Chamber film

Chamber film is an option in addition to net for boosted silage quality. Unlike a net wrap, it increases density in the outer layers of the bale, reducing air pockets and easing bale break-up on the feeding floor.





Comprima F 125 XC



Comprima CF 155 XC



Comprima F 155 XC

The baler for all applications

- **Rugged round balers and baler wrappers** for professional users and enduring applications
- **Fixed, semi-variable or variable bale chamber** for maximum versatility
- **Camless EasyFlow pick-up** with w-lined tines for high outputs and minimum wear
- **XCut cutting system** for superior cutting quality
- **NovoGrip belt-and-slat elevator** for maximum densities and quiet running



Comprima V180 XC



Comprima CV 150 XC

Click for Details!



Comprima Plus

Round balers and combination baler wrappers



Comprima F 155 XC Plus



Comprima V 150 XC Plus



Comprima CF 155 XC Plus



Comprima CV 150 XC Plus



Click for Details!



Well-shaped bales

- **Extra strong build**
for enduring professional users and enduring applications
- **Semi variable or variable chamber**
suits all conditions
- **Electric pressure control**
from the cab-based terminal
- **Camless EasyFlow pick-up**
for maximum output and minimum wear
- **XCut cutting system**
for superior cutting quality
- **NovoGrip belt-and-slat elevator**
for maximum densities and quiet running

The cutting rotor

Featuring three helical rows of tines and a massive 53 cm diameter, the powerful XCut rotor has the capacity to provide consistent crop flows and precision cuts while spreading the material across the full width of the bale chamber,



The driveline

The strong 1½-inch chains withstand any strain. Spring-loaded chain tensioners and auto lubrication and greasing reduce service and maintenance and extend chain life.



The bale density

The soft core kit allows operators to set the bale density from the convenience of the cab – the core density as well as the density in the inner and outer layers of the bale. This helps the machine to produce dry straw bales at maximum densities as well as wet silage bales of low densities.



The twin-arm wrapper

The wrapper has powerful twin dispensers to match the high output rates of the baler. Orbiting at 36 rpm, the high-performance dispensers finish the wrapping cycle in no time at all.



VariPack

Round balers



The Integral rotor

Integrating the feed rollers in the rotor leads to a very consistent and dependable feed of material from the pick-up to the rotor – another boon for the overall crop flow and reliable machine performance.



The blade group

VariPack 165 XC and 190 XC have a 17-blade cutting system. Select the number of blades in groups of 0, 8, 9, 17 from an external control on the machine, setting chop length to up to 64 cm.



Net wrapping

The VariPack twine / net film wrapping system is simple, very reliable and easy to operate. The optional net chute helps handling the heavy net roll. It folds out and down to accommodate the roll and slides it into the cradle. The rigid net feeder makes for an easy net feed into the chamber. Spare net and twine rolls are stored on the machine to keep going on long working days.



Setting the soft core

Enter the core density and the density of the middle and outer layers on the operator terminal and the machine produces bales to individual customer requirements and applications. Maximum density, for example, is typically used for long-distance haulage whereas a soft core is preferred in drying applications.



Click for Details!





Well-shaped bales

- **Compact round baler for high throughput**
- **Rotor cutter with 17 blades** (XC models) for cutting lengths of up to 64 mm
- The rotor with **integrated feed roller** provides a uniform crop flow
- **Set baling pressure and soft core conveniently** on the terminal
- **The net threads easily** through the rigid net feeder

VariPack Plus

Round balers



High compression

- **Powerful round baler**
for maximum density and throughput
- **Integral rotor**
for maximum throughputs
- **Cutting system with 17, 26 blades or feed rotor**
- **EasyFlow pick-up**
without cam track and with only a few moving parts
- **Roll chute is standard**
for easy net refills



EasyFlow pick-up

This pick-up, which is 2.15 m in width and has no cam tracks ensures neat collection of the material. Made up of very few moving parts, the unit is maintenance-free and long-lasting.




The Integral rotor

The VariPack Integral Rotor integrates two feed rollers that are normally arranged on the sides. The solution makes for a simple design and eliminates one drive. This way, the material is reliably fed to the 26-blade cutting system.

Click for Details!





Very grippy

The VariPack chamber is made up of three endless belts. The grippy tread pattern helps roll the bale reliably and the strong fabric core ensures maximum longevity.



Easy refills

Film roll changeovers are as convenient as it can get. Simply fold down the holder that stores the fresh roll and then push the roll up and into position. Done. No need to carry and lift the heavy film roll.

EasyWrap 150

Bale wrappers



Three-point attachment

Attached in three-point rear linkage, EasyWrap 150 runs very close behind the tractor, providing optimum weight distribution and great stability also behind smaller tractors. EasyWrap 150 is also suitable for front linkage attachment on higher-power tractors or telehandlers and wheeled loaders.



Effective bale roll

Each of the two massive rollers is powered by its own separate drive which ensures the bale rolls dependably even in difficult conditions. With the two rollers rotating in synch, the bale rolls consistently for a uniform wrap. One of the rollers is ribbed to prevent bale slip.



Integral auto load function

The optional bale turner deposits the bale on its face so it cannot roll away. It also serves as a bale detector as part of the auto load feature: as the wrapper makes contact with the bale, the bale pushes this detector towards the tractor. This in turn triggers the two rollers, bringing them together to pick up the bale. The entire wrapping cycle can be carried out either automatically or manually to suit individual conditions.





Perfectly wrapped

- **The fastest single-arm wrapper in the market** – for maximum productivity with an up to **36 rpm orbiting speed**
- **Three-point linkage mounted**
- **Massive rollers – smooth and ribbed** – roll the bale effectively
- **Automated functions for convenient bale control** throughout the entire cycle
- **Quick-change system** for easy and convenient film refills.
- **Choice of automatic, semi-automatic or manual machine control**



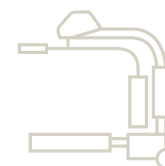
Watched by sensors

EasyWrap wraps the bales at fast 36 rpm. The wrapping arm is controlled by an angle sensor and relative to its current position rather than by timed control. Also, a brake fixes it in position so it always starts out from the same position – a detail that is particularly important in sloping fields. The technology ensures perfect wraps and consistent overlaps even on different tractors and different hydraulic systems.



Fast roll change

The film dispenser swings out for easy roll change. Fitting the new roll and threading the film into the pre-stretch assembly is an easy job. The wrapping arm moves to either side – either operated from the terminal or the external control, making film change a doddle.



Click for Details!



EasyWrap 165 T

Bale wrappers



Twin-arm wrapper

The two wrapping arms on the EasyWrap 165 T orbit at up to 40 rpm for shortest wrapping cycles and an outstanding performance. The arm is position controlled by an angle sensor. Also, a brake fixes it in position so it always starts out from the same position – a detail that is particularly important in sloping fields. The technology ensures perfect wraps and consistent overlaps even on different tractors and different hydraulic systems.



Collecting bales

At the end of the wrapping job the wrapper turns into a bale collector by carrying a second bale on the loading arm. After the tractor arrives at the collecting point, the finished bale is lowered to the ground and the second bale is wrapped.



Click for Details!





Wrapping in no time at all

- **The two arms are reversible** and orbit around the bale at up to 40 rpm for maximum productivity and best silage quality.
- **The chassis with a low centre of gravity** ensures great stability especially in sloping fields.
- **The robust loading arm is adjusted without tools** and reliably lifts all bales of up to 1.65 m diameter in size and 1,750 kg in weight.
- **The wrapping table features four strong textile belts** and up to six bobbins for reliable bale roll
- **Position controlled wrapping arm** leads to perfect overlaps behind any tractor (no time control!)
- **Automated functions for convenient bale control** – from collecting to unloading

Film dispenser and film-break detector

Depending on the gear ratio, the dispenser stretches the film to 55% to 70% ensuring efficient film use. The unit has an integrated sensor that detects a broken film. At film break, you either stop work and refit the film or you continue wrapping with one arm after halving the orbiting speed.



Small and big bales

A sturdy loading arm picks up the bale gently and places it equally gently onto the wrapping table. As the bale is grabbed at ground level it is neither squeezed nor damaged. The arm adjusts easily without tools to various bale sizes. All you need to do is refit a pin.



Fast roll change

The quick-change system makes swapping film rolls a doddle. Swing out the film dispenser assembly, fit the new roll and thread the film into the stretcher. For added convenience, you can move the wrapping arm into the preferred position by pressing the external control.



BiG Pack

Highspeed – Generation 4



Higher throughputs from a powered feed roller

KRONE Active Pick-up – a clever combination of the tried-and-trusted camless EasyFlow Pick-up (a standard feature in all BiG Pack balers) plus an additional powered feed roller. EasyFlow can work 30% faster. As another advantage, fewer moving parts make for quiet running and up to 60% less wear.



The MultiBale system

The MultiBale system on BiG Pack 870 and 1270 ties up to nine small bales together in one big pack. These small bales are so much easier to handle and break up in confined buildings.



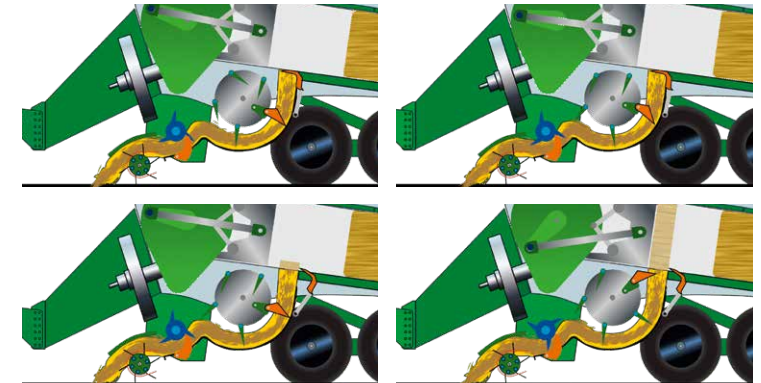
Three options for cutting the straw

XCut produces nominal lengths of 44 mm. The unit is made up of two blade cassettes which lower hydraulically and pull out conveniently to either side. The VariCut multi-blade cutting system offers a nominal chop length of down to 22 mm – the ideal solution for more structure in the feed or for use as bedding. The PreChop front-mounted chopping unit has 190 blades that cut the straw to nominal lengths of 21 mm and defibrates it at the same time.



HDP packs more weight into every bale

- it increases bale density by up to 25% over regular balers
- it maximizes logistic efficiency
- it increases truck loads by up to 25%
- it reduces straw storage space requirements by up to 25%
- it increases bale handling productivity by up to 25%



Making rock-hard bales

The VFS Variable Filling System from KRONE allows users to produce rock-hard bales that keep their shape even in thin swaths and at slow forward speeds. As the first step, the packer and feeder feed the material into the feed chamber where it is collected and pre-compressed. Once the feed chamber is filled, the feeder rake pushes the crop into the bale chamber.



Highest densities

- **HDP: Higher bale density** – up to 25% heavier bales than from the BiG Pack 1290
- **Chamber sizes** from 80 cm x 70 cm to 120 cm x 130 cm
- **The VF system along with electronic baling pressure control** for even bale densities
- **The X-Cut and VariCut cutting systems** and the PreChop system for optimum cutting lengths
- **Well-proven Deering double knotter** also available as KRONE V-knotter that produces no scrap twine ends
- **MultiBale system** packs up to nine small bales in one single big pack
- **BaleCollect** Accumulator runs behind the baler collecting the finished bales as they leave the baler for greater harvest efficiencies and reduced field traffic
- **Perfectly lubricated** with central lubrication as a standard feature



Click for Details!

BiG Pack HDP II

High-density big balers

Extremely high baling pressures

- **Up to 70% more throughput** in comparison to the BiG Pack 1290 HDP HighSpeed
- **Up to 10% higher density** than the BiG Pack 1290 HDP
- **Eight V double knotters** as a standard feature for reliable tying that produces no scrap twine ends
- **The twine boxes lower hydraulically** for easy maintenance and refilling
- **Deselectable pusher dogs** push out only the last bale or empty the entire chamber
- **Hydraulic starting aid** for the tractor and smoother machine starts
- **KRONE PowerClean** Keeping the knotters clean with overpressure





Smooth start

For a smooth machine start, all BiG Pack HDP II models are equipped with a hydraulic start assist system consisting of two hydro motors that accelerate the flywheel before the tractor pto is engaged. The intermediate gearbox on the drawbar has two advantages: it reduces wear on the straight drive shaft and boosts the pto speed – a clever solution that helps maximize the flywheel’s inertia.

The separate driveline

The pick-up and the rotor cutter on the BiG Pack HDP II with XCut are powered by a separate 4-groove kraftband which shuts off automatically if there is a blockage inside the machine. To save power, the pick-up and rotor start off only after the plunger has started.



A massive rotor for even higher throughputs

The 30% bigger rotor cutter features five rows of tines for highest throughputs. These V-shaped tines pull the crop through the blades with a minimum of input power and keep the bale chamber consistently filled up to the sides.



With V-knotter that produces no scrap twine ends as a standard feature

As high-density bales pose a great strain on the twine and on the knotters, KRONE developed a brand new knotter system for BiG Pack 1290 HDP II. This system consists of eight and very slim double knotters. This V-knotter ensures secure tying with very high baling density and does not produce any unwanted scrap twine ends.



54 balls of twine on board

27 balls of twine, each with 11 kg per twine box – plenty for long working days. The twine boxes can be folded down hydraulically and conveniently from the cab for easy refilling and access to service points. Fitted with LED lights for greater convenience during night-time work.



Click for Details!

BiG Pack – 5th generation

Big balers



Full-on power for rock-solid bales

The length of the baling chamber has been increased by 80 cm to 3.60 m. The BiG Pack 1290 HDP chamber has standard wear plates at the front end which help press the material into perfect bales and reduce machine wear. Up to six massive rams operate the top and the side walls of the chamber. The BiG Pack 1270 (VC) achieves an up to 15% higher density over the predecessor model.



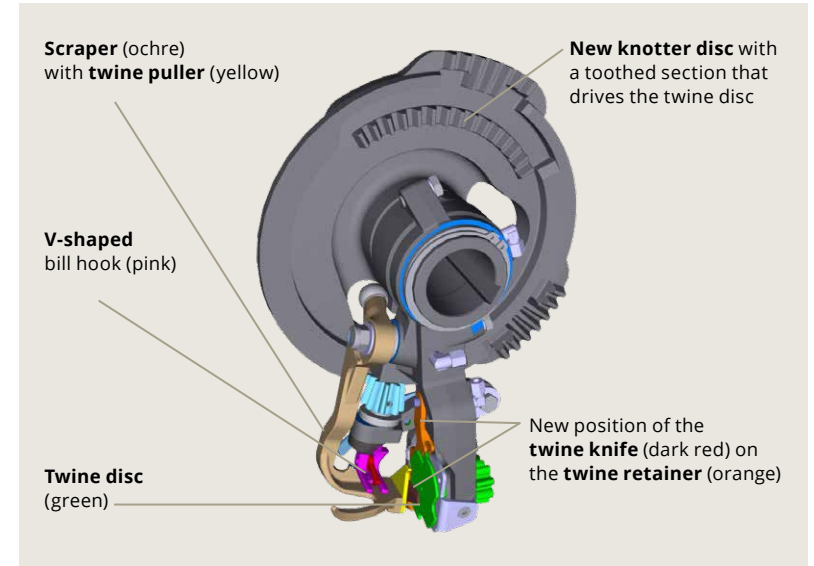
VariCut for flexible cutting lengths

The VariCut 51 system allows operators to select the blades in sets of 51, 26, 25, 12, 5 and the VariCut 26 offers sets of 26, 14, 12, 6, 6 blades. The preselected group is engaged hydraulically from the cab. All cams are attached to the shaft and can be combined to form individual groups.



KRONE PowerClean

Two turbines feed the air from the rear into the knotter bay, creating an overpressure and preventing debris from depositing here in the first place. A design that obviously also reduces the number of wear parts. From here, the exhaust air is directed to the area behind the twine boxes and down to the axles, keeping these areas clean too.



The V-knotter from KRONE produces no scrap ends

The dependable and hard-wearing V-knotter operates to the Deering system. Yet, instead of cutting the tails off, this design forms the tail into a loop and pulls this into the second knot (starter knot), creating an even stronger knot.



Click for Details!



Dependable productivity

- **A longer baling chamber**
for firmer, tighter bales in dry crops
- **Choice of two popular chamber sizes** –
120 cm by 70 cm or 120 cm by 90 cm
- **No offcuts thanks to the optional KRONE V-knotter**
that is available for all BiG Pack models
- **The VariCut cutting system**
is available for all models, offering 26 or 51 blades
to suit every application
- **Optimum pre-compaction compression**,
conveniently adjustable from the cabin
thanks to the KRONE VFS Variable Filling System
- **The side panels open and close hydraulically**
and the twine boxes offer convenient refills and
optimum access to all service points
- **KRONE PowerClean**
is the hydraulically powered turbine that cleans the
knotter bay and areas beneath the panels
- **The KRONE additive dispenser**
ensures a perfect crop also in less than ideal
conditions

Ergonomically designed

The twine boxes under the side panels swing hydraulically away from the machine for easy cleaning and convenient twine refills, to a convenient height. They are opened without tools offering optimum access to the up to 15 kg twine rolls for easy replacement.



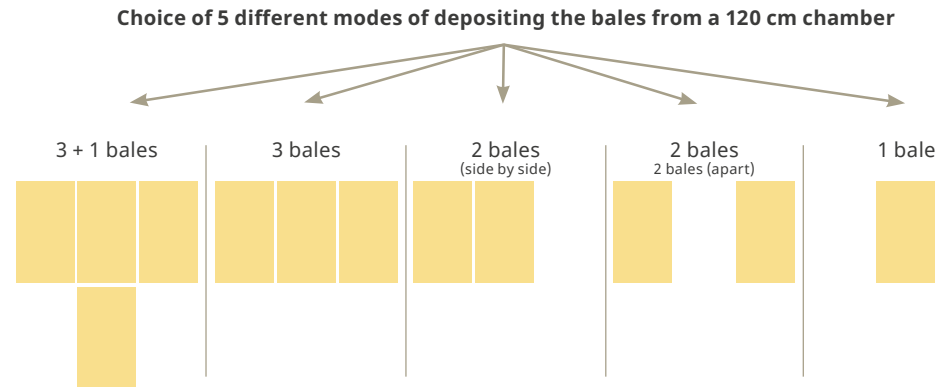
Maximum ride comfort

The new Boogie tandem axle assembly from BPW ensures quiet running even at 60 km/h to reduce stress on the driver and machine. The caster-steer rear wheels manage every curve in style. The axles are spaced wider apart to accommodate 620/50 R22.5 wheels on all models. The VC machines are available with 26.5 tyres as an option. All major service points are lubricated automatically.



BaleCollect

Bale accumulator



Depositing the bales to needs

Depending on the individual harvest and process chain, customers may want to have their bales deposited in specific patterns. To suit individual needs, BaleCollect offers five different strategies or modes of depositing the bales in the field. The '3 bales' or '3+1 bales' modes are used to deposit all bales on or near the headland. By comparison, silage bales will be deposited to the '2 bales side by side' mode or the '2 bales apart' mode. These strategies are selected in harvest chains where the following wrapper is wrapping two silage bales into one pack or even picks up the bales itself. Of course, the operator can also push off the bales manually at any time by pressing a button. A new feature allows operators to drop the bales along as many as five waylines for more uniform results and convenience.



How it works

The BaleCollect platform can store up to three bales that leave a 120 cm chamber or up to five bales from an 80 cm chamber. When a bale leaves the chamber it is pushed to the right or left side by a bar, clearing the way for the next bale to enter the platform. All bales are automatically pushed off the platform according to the unloading mode selected by the operator.




Staying productive

- **Saves time and money**
in big bale logistics
- Telescoping drawbar for **optimum road travel**
- **Multiple modes of depositing**
up to three 120 cm wide bales or up to five 80 cm wide bales catering for individual harvest requirements
- **Standard and integral weighing system**
- **Efficient and gentle on the soil**
- **GPS-controlled bale discharge on up to 5 A-B lines**



Clever stuff

The bale accumulator is attached to the baler to collect the bales as they leave the baling chamber. To ensure safety on the road, KRONE has come up with an innovative attachment via the telescoping drawbar.



Safe road travel

For road transport, the platform folds into a compact unit of less than 3 m, the drawbar extends and the castoring wheels/axles are made rigid. This allows BaleCollect to track reliably behind the baler – for safe rides at high speeds of up to 50 km/h and through narrow gates.

Click for Details!



Premos 5000

The mobile pellet harvester



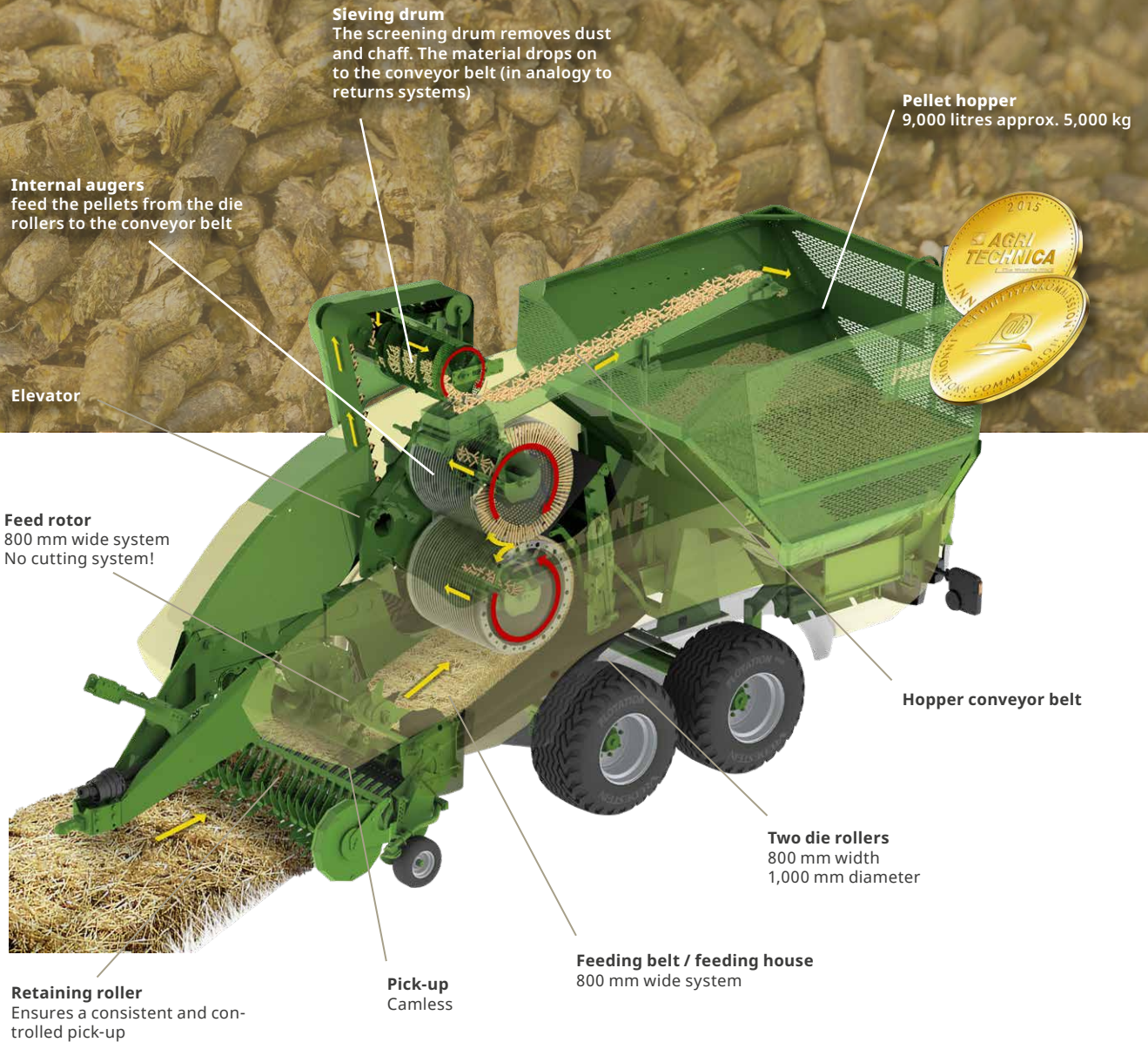
Easy handling

Offering a bulk density of up to 700 kg/m³, straw pellets provide for a transport efficiency that is 3-5 times higher than the density of straw bales. As another advantage, bulk handling can be automated very easily.



Also a stationary pellet press

The BaleFeed bale shredder helps producing high-fibre pellets from square bales also outside the harvest season.



Click for Details!



High-fibre pellets directly from the field

- The first pelleting press to produce unique high-fibre pellets **in one operation** directly on the field
- Stationary use of the Premos 5000 is possible in the farmyard thanks to **BaleFeed**
- **Bulk densities of up to 700 kg can be implemented depending on the crop**
- **Possible throughput of up to 5 tonnes per hour**
- **High-fibre pellets are ideal for bedding, feed and use in biogas plants. Combustion is also possible**


Every single step in the forage harvest chain aims at minimizing transport and storage costs and so the crop (grass, lucerne, straw) is baled into highest-density packs and bales. Premos 5000 (System Kalverkamp) compresses forage crops to densities that are 3-5 times higher than densities achieved by baling systems.

High-fibre pellets make a very versatile product that can be used as bedding, feedstuff, fuel or in biogas production.



A contribution to animal welfare

Handed out in small quantities, the nearly dust-free and sterile high-fibre pellets make excellent toys for pigs.



Haylage pellets for bedding

1 kg of high-fibre pellets absorbs up to 4 litres of liquid, making perfect bedding for cattle, horses and poultry. High-fibre pellets also absorb slurry.



Feeding pellets to animals

High-fibre pellets from hay, lucerne and straw make excellent base rations.




A sustainable fuel

2.5 kg of high-fibre pellets substitute for 1 litre of fuel oil. The world's combined straw resources of currently 800 million tonnes can meet 2.5% of the world's energy demands, thereby reducing CO2 emissions. This way, Premos can be considered a contribution to climate protection.

BiG X 480 · 530 · 580 · 630

Forage harvester



Der KRONE OptiMaxx 250 corn conditioner cracks every kernel

Measuring 250 mm in diameter and 570 mm in width, the unique OptiMaxx corn conditioner has angled teeth that give the unique shearing effect ensuring intensive kernel treatment both axially and transversely. The standard rollers revolve at a speed difference of 30%. This can increase to 40% or 50% as an option for a higher conditioning intensity.




Superb manoeuvrability

The use of wheel motors allows the wheels to turn through 50° for tightest turns and perfect match-ups after headland turns with an 8-row maize header.



Direct driveline – full throttle

The transversely mounted MTU engine allows the drive pump, the chopping drum, the crop accelerator and the pumps for the header and the intake rollers to take engine power directly off a poly belt. No power take-off gear is required. All components in the crop flow system are activated by a belt tensioner.



Click for Details!



Compact and yet high-output

- **Powerful and frugal 6-cylinder engines from MTU** for sustained 490-653 hp output
- **Universal MaxFlow chopping drum** with 20, 28 or 36 blades for variable LOCs
- **40-blade Biogas drum** for very short chops
- **KRONE VariLOC** enables various LOCs from one chopping drum
- **KRONE VariQuick** Moves the corn conditioner quickly in and out of its working position
- **KRONE OptiMaxx roller conditioners** for intensive kernel processing
- **Front-wheel and four-wheel drive;** constantly variable 0-40 km/h speeds
- Independent rear wheel suspension for **superb manoeuvrability and generous ground clearance**

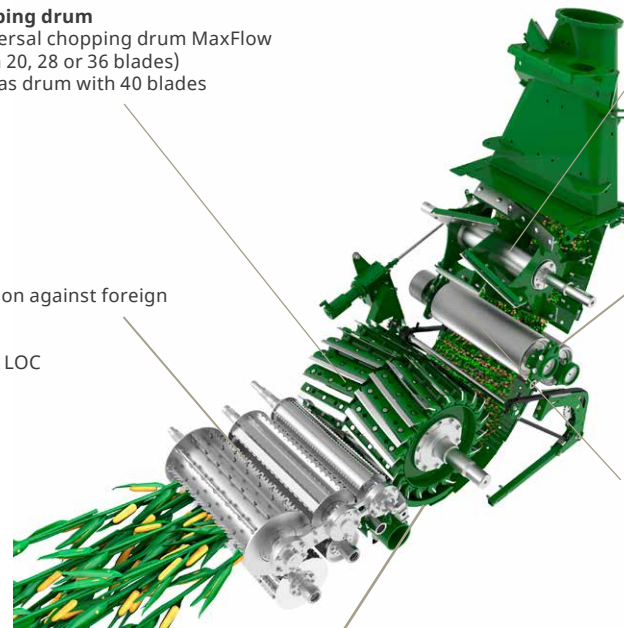


Chopping drum
 - Universal chopping drum MaxFlow (with 20, 28 or 36 blades)
 - Biogas drum with 40 blades

StreamControl
 - Powerful discharge accelerator
 - Adjustable discharge distance
 - Precision fills of trailers following behind
 - Low diesel consumption

Intake system
 - 6 intake rollers
 - Additional protection against foreign objects
 - Hydraulic drive
 - Steplessly variable LOC

VariQuick
 - Minimum changeover between grass and corn/maize
 - Quick changeovers between corn conditioning and harvesting grass
 - Removing the corn conditioner is convenient using a lowering mechanism



The OptiMaxx roller conditioners
 - 250 mm diameter and 570 mm wide rollers for maximum performance
 - Slanted teeth give a unique shearing effect for perfect cracking
 - Up to 50% speed difference for optimum fracturing results

VariStream
 - Spring-loaded floor underneath the chopping drum
 - Spring-loaded accelerator backplate
 - Continuous crop flow



BiG X 680 · 780 · 880 · 980 · 1080 · 1180

Forage harvester

Optimum productivity and quality

We built a host of innovative details into the BiG X, all combining to boost its gigantic throughputs and quality performance even further. Packed with such innovative details as six hydraulic pre-compression rollers, the massive chopping drum with up to 48 blades and the OptiMaxx corn conditioner, BiG X delivers a wide range of chop lengths that range from 4-7 mm (OptiMaize S) to 20-30 mm (OptiMaize XL). The optional VariLOC length-of-cut gearbox reduces the drum speed quickly and easily from 1,250 rpm to 800 rpm to increase the range of chop lengths by up to 53%.

The OptiMaxx roller conditioners

With the new OptiMaxx 250 and 305 (see photo), KRONE presents a roller conditioner that offers an even higher performance for the BiG X 680 - 1180 models. The new conditioners are wider than their predecessors and have slanted teeth for a larger friction surface area, which translates into a perfect intake of the crop and perfect results on the kernels.



Quick changeover

Change from maize to grass or from whole crop silage to grass on the move – either using a chain drive with crank handle or an electric motor (see picture) as an option. Either way, the change from maize to grass or from whole crop silage to grass is made flexibly and quickly.

Click for Details!



The strongest

- **8-cyl. and 12-cyl. engines**
from Liebherr with sustained 687-1,156 hp output
- Six hydraulic and constantly variable **pre-compression rollers for best-quality chops**
- **KRONE VariLOC**
length-of-cut gearbox for variable, up to 30 mm chopping lengths
- **KRONE VariQuick**
quick and convenient changeovers from corn to grass
- **KRONE OptiMaxx Roller conditioners**
for perfect conditioning and fracturing
- **KRONE StreamControl (option)**
Sets the crop throw from the spout on the terminal
- **The KRONE LiftCab**
Optional cab lift for superior visibility in tall crops
- **System of various tanks**
for customised liquids and consumable capacities
- **Maximum agility**
from independent wheel suspension

KRONE EasyFlow 300 S · 380 S

The pick-up without cam track

The camless EasyFlow 300 S and 380 S pick-ups by KRONE have neither deflection rolls nor cam tracks. Compared with conventional pick-ups, EasyFlow has up to 58% fewer moving parts, which makes it impressively smooth running, low-wear and therefore inexpensive in service and maintenance. EasyFlow operates 30% faster for cleaner gathering and increased productivity.



Convenience which lightens the workload

When the machine reverses, the auger conveyor and the crop press roller unit are raised automatically to give easy access to the intake system so foreign objects that were detected by the metal detector can be removed conveniently. When work is resumed, the holding-down clamp and the worm conveyor automatically return to their working position.

Clean rakes

- **More output, quieter running, less wear**
- **Constantly variable speed control** from the operator seat
- **Automatic pick-up speed adjustment** to the current forward speed
- **Quick coupler and coupling hoop** make for quick header attachment and perfect contouring
- **Six rows of tines**



Two working widths

At a working width of 3 m or 3.80 m and six rows of tines in a W-arrangement, the camless KRONE EasyFlow 300 S and 380 S pick-ups are extremely efficient, raking up every blade of grass. Depending on the swath width and your working speed, you can vary EasyFlow rpm steplessly from the driver's seat or have it adjusted automatically to the current forward speed without the operator having to interfere. Its curved round steel bracket gives the header the flexibility to pivot through a large angle and makes for easy attachment and removal.



High throughputs

Six rows of double tines allow for even crop collection while keeping the load and the power requirement to a minimum. Not only does this pick-up gather the crop effectively but it also maintains a consistent flow in lumpy swaths for an excellent quality of chop.



With crop press roller unit

The EasyFlow has an adjustable large-volume crop press roller unit as a standard feature. This ensures a uniform flow of material into the machine also at high work rates.



Excellent ground tracking

One or two rolls, depending on work width, run at the rear of the unit for optimum ground tracking. The height of the cam follower rollers is adjustable.



Click for Details!

KRONE XDisc 620

The direct cut head

Based on the well-proven KRONE EasyCut cutterbar technology, the XDisc direct cutting system allows the BiG X to cut and chop whole crop silage in one operation and features SmartCut cutting performance and quality and SafeCut impact damage protection.


Loss-free harvest

- **Direct cut headers with 6.20 m working width**
- **High throughput, low input**
- **KRONE EasyCut mower technology**
that is proven the world over
- **KRONE SafeCut**
Unique protection for mower discs
- **Powerful auger**
with replaceable Hardox wear plates



SafeCut – only by KRONE

As everybody knows, colliding discs may cause damage and involve costly repairs. KRONE SafeCut offers a maximum of protection and peace of mind. A unique technology protects the mowing discs from foreign objects. The XDisc comes with SafeCut as standard.



Effective and safe

If the system is suddenly overloaded, the impact is not directed to the spur wheels in the cutterbar, instead the roll pins in the sprocket drive shaft shear off. The pinion shaft continues spinning, jacking up the mowing disc in question and moving it out of the risk zone and the orbit of the neighbouring discs. As a result, SafeCut prevents damage to the spur wheels and the neighbouring discs. The roll pins can be replaced in just a few minutes and cost next to nothing.



[Click for Details!](#)



Mowing and chopping in one work step

As a specialist for whole crop silage, KRONE XDisc is highly versatile. XDisc stands for loss-free harvest and convinces with a clean cut. The huge 900 mm diameter auger makes the unit enormously powerful and has no trouble picking up very long and bulky material.



KRONE XCollect

Maize header



Harvesting without losses

The sickle discs rotate on one plane, cutting the stalks without squeezing them. This technology minimizes vibration avoiding cob loss.



Convenient guard

The ingenious guard for the maize header is an option that forms an integral part of the header. It moves automatically in and out of position when the header folds into road or work position. The operator just presses a button. No need to leave the cab. A very convenient solution that reduces changeover times and boosts productivity.



Perfect chops

- Available work widths are **6 m, 7.50 m and 9 m**
- **Rotary sickle discs** for effectively ripped stubble
- **Operates to the collector principle**, splits the processes of cutting and feeding
- **A smooth and soft cut eliminates vibrations** and crop loss
- **Operators adjust the cutting frequency infinitely variably** to suit the prevailing harvest conditions



Click for Details!



Cutting without counterblade

The stalks are cut by high-rpm sickle discs which rotate on massive bolts that connect them to the drive train. The cut stalks are then fed to the chopper unit by end-less collectors above the discs which ensure a uniform lengthwise feed.



Hovering over the ground

The header has three sensor skids, one in the middle and two out on the ends, for optimum contouring and clean cuts in undulating fields and for clean forage.




Protected driveline

Star ratchet clutches protect the sickle disc driveline from overload. Speed sensors scan the speeds of two discs and send potential overload information to the operator terminal. In addition to this, a friction lining on each disc offers additional protection.



KRONE EasyCollect


Chop quality begins at the header



High-power & high-efficiency

Working at widths of up to 10.5 m, BiG X features the widest variable-row width header in the world. The endless collectors feed the stalks to the middle where they are turned through 90° and pulled in lengthwise.

Model	work width	No. of rows	Design
EasyCollect 450-2	4.5 m	6	2 sections
EasyCollect 600-2	6.0 m	8	2 sections
EasyCollect 600-3	6.0 m	8	3 sections
EasyCollect 750-2	7.5 m	10	2 sections
EasyCollect 750-3	7.5 m	10	3 sections
EasyCollect 900-3	9.0 m	12	3 sections
EasyCollect 1050-3	10.5 m	14	3 sections





Outstanding chop quality

- **Variable-row maize headers**
with 4.5 m to 10.50 m working widths
- **Best quality of chop,**
fewer overlength fractions from linear crop feed
- **Simple technology and low input power**
- **The central gearbox**
- **An extra running gear**
is available as an option for the two-piece EasyCollect model offering maximum road safety.

The variable-row EasyCollect header is a versatile unit that feeds the stalks lengthwise into the machine, which translates into an unsurpassed quality of chop. The unique collector principle from KRONE cuts labour costs and has proved its worth time and again the world over.

Pulling the crop over the blades

Rigid multi-section blades and endlessly moving blades combine to sever the stalks with scissor-like cuts. The blades are self-sharpening and easy to replace.



Straightforward and good

The 2-piece maize headers stand out for their straightforward design and uncluttered build. Its narrow transport width, its slim design and excellent visibility translate into safe travel between fields.



The central gearbox

The drive power flows efficiently from the central gearbox down auto-coupling driveshafts to the folding collectors.



Convenient for operators

An additional running gear is available for the two-piece maize headers which shifts weight to the front axle for safer and even more convenient road travel. The running gear is conveniently locked and unlocked from the cab.



KRONE excellent

Bale packaging



HDP Strong² 11 kg

The well-proven 11 kg twine balls suit all BiG Pack models including the new 305 and 405 models.



HDP Strong² 15 kg

This is a special development for the fifth generation of BiG Pack 305 and 405 models – the new 15 kg twine balls boost your twine reserves and daily output.

Rely on the genuine product!

KRONE excellent offers the familiar KRONE quality. Genuine wraps reduce the costs per bales substantially and provide you the excellent KRONE service. Our bale wraps protect your valuable crop and lead to higher-quality forage and optimum results.

KRONE excellent twine

- This twine has been developed and **optimized to the specifications of the KRONE BiG Pack baler** and its knotting system.
- **Greatest knot strength**, superior to regular twines
- **Optimum fibrilling** ensures effective knotting

	MultiBale ²	HDP Strong ²	HDP X-treme ²
Double pack order no.	923 944 0	27 023 217 0	27 023 218 0
Colour	Yellow	Green	Orange
Max. knot strength	245 kgf	315 kgf	335 kgf
Weight	11 kg/roll	11 kg/roll	11 kg/roll
Roll length	1,430 m/roll	1,188 m/roll	1,122 m/roll
Roll length	130 m/kg	108 m/kg	102 m/kg
UV-stability	high	high	high



	MultiBale ² 15 kg	HDP Strong ² 15 kg	HDP X-treme ² 15 kg
Double pack order no.	27 025 897 0	27 025 895 0	27 025 896 0
Colour	Yellow	Green	Orange
Max. knot strength	245 kgf	315 kgf	335 kgf
Weight	15 kg/roll	15 kg/roll	15 kg/roll
Roll length	1,950 m/roll	1,620 m/roll	1,530 m/roll
Roll length	130 m/kg	108 m/kg	102 m/kg
UV-stability	high	high	high



KRONE excellent net wrap



- High tear resistance and KRONE anti-laddering warranty
- Excellent unrolling and guaranteed length
- Edge-to-edge-cover technology for superior coverage
- Easy fitting thanks to left-right marks, 70 m end warning
- Great UV and weather stability, superior reliability and easy use
- Developed for KRONE round balers, hence tailored to KRONE systems



	Edge X-tra		StrongEdge		Smart Edge ²
Order no.	926 180 1	929 926 1	927 922 0	927 924 0	27 100 417 0
Length	2,600 m	3,600 m	2,600 m	3,600 m	3,000 m
Width	1,245 mm	1,245 mm	1,245 mm	1,245 mm	1,250 mm
Number of linear wrap threads	37	37	50*	50*	37
Min. resistance to tearing	260 kg	260 kg	320 kg	320 kg	260 kg

* knurled into 25 warp threads

KRONE excellent silage films

- Exceptional wrapping qualities, extremely tear and puncture resistant
- Guaranteed and hassle-free pre-stretch of up to 70% for more bales from each roll
- Excellent tack characteristics in all temperatures
- High UV-stability, effective protection from sun even during full exposure
- Developed for KRONE combination baler and wrappers, hence tailored to KRONE systems



	Slide 500	Slide 750	Slide Extra	Slide Smart		RoundWrap	
Order no.	926 925 0	926 926 0	926 960 0	27 023 344 0	27 023 345 0	926 947 0	27 100 419 0
Colour							
Version	Film wrap (standard)	Film wrap (X-treme UV)	Film wrap (X-treme UV)	Film wrap (X-treme UV)	Film wrap (X-treme UV)	Chamber film (no UV protection)	Chamber film (no UV protection)
Width	500 mm	750 mm	750 mm	750 mm	750 mm	1,280 mm	1,280 mm
Length	1,800 m	1,500 m	1,950 m	1,500 m	1,500 m	2,000 m	1,650 m
Thickness	25 µm	25 µm	20 µm	25 µm	25 µm	16 µm	20 µm
Layers	5	5	5	5	5	5	5



More time for the important things

Farming 4.0 with KRONE

Numerous practical solutions are also available in the field of data management, These include the KRONE Smart Telematics machine monitoring system and the universal data management platform agrirouter to which you connect via KRONE SmartConnect – our telematics unit. Machine and fleet data are evaluated by a farm management application of your choice, e.g. NEXT Machine Management or AgForce. Another new offering is the E-Solutions Shop where you can download software applications and book extra engine output on demand and in real time.



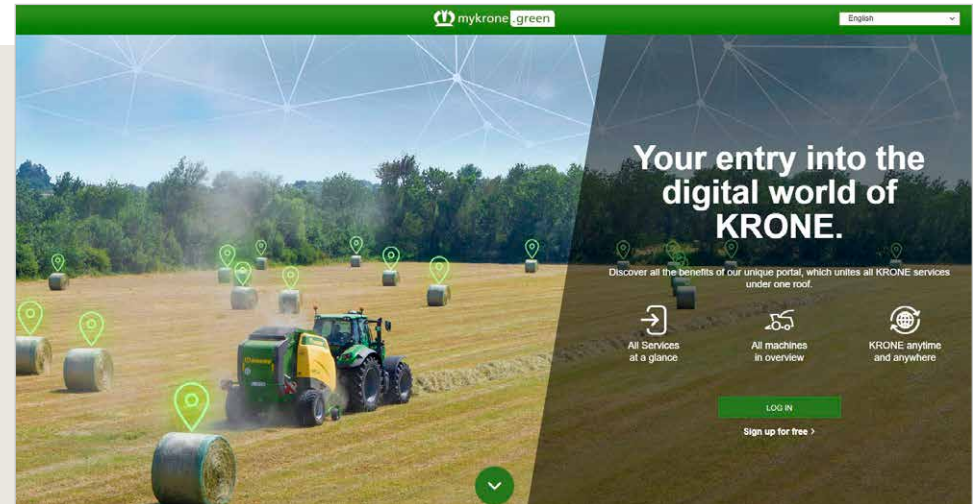
mykrone.green

Would you like to have all your KRONE machines and all KRONE services listed at a glance? No problem, the solution is simple!

Create your free, personal account at mykrone.green and benefit from a new approach that makes you more efficient and organised.

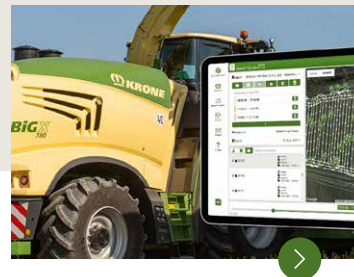
Got the full picture?

At the bottom of this page you find some of the few pillars that form part of the KRONE world, but of course these are not all. If you would like more information, please contact your sales partner or us directly – we will be happy to offer advice!



E-SOLUTIONS

Would you like to opt into KRONE SectionControl or extra engine power or a special software solution? And preferably instantly? No problem with the E-Solutions Shop! With a simple click of your mouse, you can opt into an extra machine feature on conditions that work best for your farm!



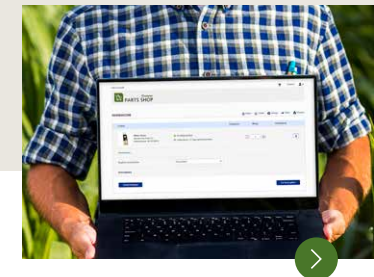
SMART TELEMATICS

KRONE Smart Telematics for fleet managers to access and 'read' a machine. Keeping them on top of what's going on in the harvest chain without having to make a single phone call. Also, the tractor drivers will have exact information on where to find the forage harvester.



TRAINING

Qualification and continuous training of drivers and service staff are the pillars of your success in a world where customer demands increase and technology advances.



PARTS SHOP

The only way to ensure that your machine will maintain its top quality in the future is to use spare parts from the original manufacturer. Easily research and order your KRONE original spare parts using the Parts Shop of our sales partners.



KRONE Digital

Machine operation and data management



A greater overview

- Machine operation for every purpose
- Optional AUX joystick and cameras
- KRONE GPS Guidance and SectionControl for maximum efficiency and comfort
- TIM tractor implement management



Preselection operation with KRONE PreSelect

The KRONE PreSelect DS 50 is used to preselect hydraulic functions of connected attachment devices such as mowers so they can then be activated with regulating valves on the tractor side. As an alternative to this preselection operation unit, PreSelect Digital has a cable link between the attachment device and the ISOBUS socket of the tractor with which functions can be displayed and then selected even more conveniently on a suitable terminal.



DS 100 control unit

The DS 100 operation unit has an individual interface for operating the rake, loading and forage transport wagon and round baler machine groups. The special arrangement of the keys enables the machine to be operated fully and comfortably. Thanks to the possible integration into the ISOBUS, this operation unit can be used also in combination with an ISOBUS terminal.



The DS 500 terminal

The compact DS 500 terminal has a 5.7 inch colour display screen can be operated with 12 function keys, the touchscreen or the scroll wheel on the back.

Click for Details!



KRONE Digital

Data management



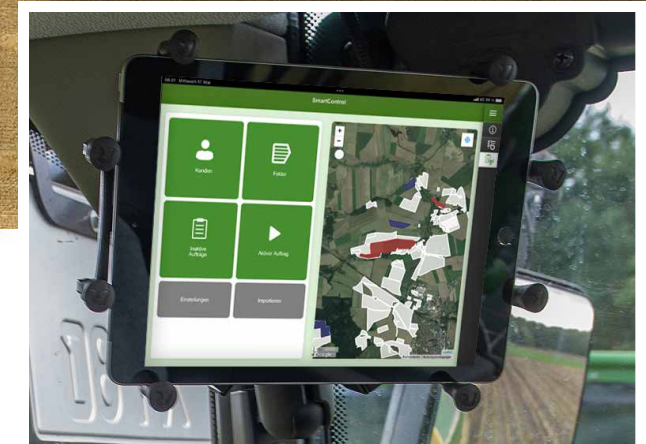
KRONE SmartConnect

The KRONE SmartConnect telemetry unit is integrated into the machine's BUS system. Various machine data items including the position, working hours, acreage output and yield are recorded in real time and automatically transferred to KRONE SmartTelematics or the agrirouter. To do this the box uses the built-in multi-network SIM to dial into the mobile wireless network.



KRONE SmartConnect Solar

The KRONE SmartConnect Solar telemetry unit is energy self-sufficient thanks to a solar panel and rechargeable battery and can be used on all machines irrespective of manufacturer. In this way, machines without their own electronics systems and rental machines can be integrated into KRONE SmartTelematics for data transmission. In addition, the data can be sent directly to a farm management system via the universal data hub agrirouter.



KRONE SmartControl

KRONE SmartControl allows jobs to be received, started, stopped and sent via the X-Touch terminal or mobile terminals in conjunction with SmartConnect. This means that orders can be enriched with information such as customer and field names directly in the cab and evaluated by Smart Telematics. In addition, orders can also be pre-planned and field boundaries imported via farm management systems connected to the agrirouter.

Click for Details!



Technical data



BiG M (self-propelled) mower conditioners

Model		450 CV	450 CR
Rated engine power	kW/hp	330/449	330 / 449
Displacement	l	12	12
Conditioner type		V-type steel tines	Rubber or steel rollers
Working width	m	9.90	9.90



ActiveMow R rear mounted mower

Model		R 200	R 240	R 280	R 320	R 360
Working width	m	2.05	2.44	2.83	3.22	3.61
Number of discs/top hats		3 / 2	4 / 2	5 / 2	6 / 2	7 / 2
Minimum tractor input	approx. kW/hp	27/37	30/41	40/55	50/68	55/75



Highland EasyCut F front mounted mowers

Model		F 280 Highland	F 320 Highland
Working width	m	2.73	3.16
Discs/top hats	Number	4 / 2	5 / 2
Pto speed (reversing gearbox)	rpm	1,000 (540)	1,000 (540)
Hydr. sideshift left/right	cm	15/15	15/15
Minimum tractor input	approx. kW/hp	40/55	48/65



Highland Vendro tedders

Model		Vendro 420 Highland	Vendro 620 Highland	Vendro 820 Highland
Working width	m	4.20	6.20	8.20
Rotor diameter	m	1.38	1.38	1.38
Rotors	Number	4	6	8
Tine arms per rotor	Number	5	5	5
Minimum tractor input	approx. kW/hp	25/34	37/50	48/65



Highland Swadro S rake

	Swadro S 350 Highland	Swadro S 380 Highland
Working width	3.50	3.80
Rake diameter	2.70	2.96
Rotors	1	1
Tine arms per rotor	10	10
Minimum tractor input	22/30	22/30



EasyCut front mounted mowers

Model	F 280 M	F 320 M:	F 360 M	F 280	F 320	F 320 CV	F 320 CR	F 360 CV	F 360 CR	NEW F 400 Fold	F 400 CV Fold	NEW F 400 CR	
Working width	m	2.73	3.16	3.60	2.71	3.14	3.16	3.16	3.60	3.60	4.04	4.04	4.04
Transport width	m	2.56	3.00	3.45	2.56	3.00	3.00	3.00	3.45	3.45	3.00	3.00	3.00
PUSH design		Standard	Standard*	Standard*	Standard	Standard*	Standard*	Standard*	Standard*	Standard*	Standard	Standard	Standard
PULL design		-	Option**	Option**	-	Option**	Option**	Option**	Option**	Option**	-	-	-
CV tine conditioner		-	-	-	-	-	Standard	-	Standard	-	-	Standard	-
CR conditioner (polyurethane rollers)		-	-	-	-	-	-	Standard	-	Standard	-	-	Standard
CR conditioner (M-Rolls)		-	-	-	-	-	-	Optional	-	Optional	-	-	Optional
Minimum tractor input approx. kW/hp		40/55	48/65	51/70	44/60	51/70	59/80	59/80	66/90	66/90	74/100	74/100	74/100

*PUSH version **PULL version The M models are compact and lightweight by design and offer the choice of two different conditioners: CV = V-steel tines, CR = rollers



EasyCut R rear mowers

Model	R 280	R 320	R 360	R 400	R 280 CV	R 280 CR	R 320 CV	R 320 CR	
Working width	approx. m	2.73	3.16	3.60	4.04	2.73	2.73	3.16	3.16
Transport height	approx. m	3.50	3.90	4.00	1.50	3.10	3.10	3.50	3.50
Vertical transport position		110°	110°	124°	-	124°	124°	124°	124°
CV tine conditioner		-	-	-	-	Standard	-	Standard	-
Mechanical gearbox for CV conditioner		-	-	-	-	Standard	-	Standard	-
CR conditioner (polyurethane rollers)		-	-	-	-	-	Standard	-	Standard
CR conditioner (M-Rolls)		-	-	-	-	-	Optional	-	Optional
Minimum tractor input approx. kW/hp		40/55	50/68	55/75	66/90	51/70	51/70	59/80	59/80

Available conditioner versions: CV = V-steel tines, CR = rollers

Technical data



EasyCut TS/TC trailed mowers

Model	2801 CV	2800 CRi	TS 320	TS 320 CV	TS 320 CR	TC 320 CV	TC 320 CR	TS 360 CV	TS 360 CR
Drawbar type	side-mounted	side-mounted	side-mounted	side-mounted	side-mounted	mid-mounted	mid-mounted	side-mounted	side-mounted
Working width (m)	approx. 2.73	2.71	3.16	3.16	3.16	3.16	3.16	3.60	3.60
Cross conveyor belt	-	-	-	Optional	Optional	Optional	Optional	Optional	Optional
Conditioner	V-tines*	Rollers**	-	V-tines*	Rollers**	V-tines*	Rollers**	V-tines*	Rollers**
Minimum tractor input kW/hp	approx. 51/70	51/70	59/80	59/80	59/80	59/80	59/80	66/90	66/90

TS = side drawbar, TC = central drawbar, *V-type steel tines (CV), **Roller conditioner (CR) with polyurethane rollers/M-Rolls



EasyCut B Butterfly combinations

Model	B 870	B 1000	B 950 Collect
Working width (m)	approx. 8.31/8.62	9.28 - 10	9.45
Merger augers	-	-	Standard
Minimum tractor input	approx. kW/hp 95/130	100/140	118/160



EasyCut B Butterfly combinations with conditioner

Model	B 870 CV		B 870 CR		NEW B 880 CV		NEW B 880 CR		B 1000 CV		B 1000 CR		NEW B 1050 CV	
		Collect		Collect		Collect		Collect		Collect		Collect		Collect
Working width	approx. m 8.70		8.70		8.52		8.72		9.30-10.10		9.30-10.10		9.45-10.45	
Conditioner	V-type steel tines		Polyurethane rollers / M-Rolls		V-type steel tines		Polyurethane rollers / M-Rolls		V-shaped steel tines		Polyurethane rollers / M-Rolls		V-shaped steel tines	
Merger augers	-	-	-	-	-	-	-	-	-	-	-	-	Optional	-
Merger belts	-	Standard	-	Standard	-	Standard	-	Standard	-	Standard	-	Standard	-	Standard
Minimum tractor input	approx. kW/hp 110/150	125/170	110/150	125/170	110/150	125/170	110/150	125/170	130/180	145/200	130/180	145/200	150/200	



Vendro/T/C rotary tedders

Model		Vendro 470	Vendro 560	Vendro 620	Vendro 680	Vendro 790	Vendro 820	Vendro 900	Vendro T 900	Vendro 1020	Vendro T 1020	Vendro 1120	Vendro T 1120	Vendro C 1120
Working width (m)	approx.	4.70	5.60	6.20	6.80	7.90	8.20	9.00	9.00	10.20	10.20	11.20	11.20	11.20
Rotors	Number	4	4	6	6	6	8	8	8	10	10	10	10	10
Tine arms per rotor	Number	6	7	5	6	7	5	6	6	5	5	6	6	6
Rotor diameter	m	1.50	1.80	1.38	1.50	1.70	1.38	1.50	1.50	1.38	1.38	1.50	1.50	1.50
Tractor attachment		Attached	Attached	Attached	Attached	Attached	Attached	Attached	Trailed	Attached	Trailed	Attached	Trailed	Trailed
Minimum tractor input approx. kW/hp		25/34	37/50	37/50	44/60	48/65	48/65	55/75	55/75	66/90	66/90	66/90	66/90	66/90



KW/KWT rotary tedders

Model		KW 5.52/4x7 T	KWT 7.82/6x7	KWT 1300	KWT 1600	KWT 2000
Working width	m	5.50	7.80	13.10	15.30	19.60
No. of rotors		4	6	12	14	18
No. of tine arms per rotor		7	7	6	6	6
Rotor diameter	m	1.80	1.70	1.50	1.50	1.50
Tractor attachment		Trailed	Trailed	Trailed	Trailed	Trailed
Input power (kW/hp)	approx.	37 / 50	48 / 65	44 / 60	60 / 80	80 / 110

Technical data



Swadro S single-rotor rakes

Model		38 T	S 380	42 T	S 420	46 T	S 460
Working width (m)	approx.	3.80	3.80	4.20	4.20	4.60	4.60
No. of	tine arms	10	10	13	13	13	13
Attachment		-	X	-	X	-	X
Tractor attachment		X	-	X	-	X	-
Input power (kW/hp)	approx.	19 / 25	22 / 31	19 / 25	22 / 31	22 / 31	22 / 31



Swadro TS twin-rotor side rotor rake

Model		TS 620	TS 620 Twin	TS 680	TS 680 Twin	TS 740	TS 740 Twin
Work width							
Single swathing	approx. m	6.20	6.20	6.80	6.80	7.40	7.40
Double swathing	approx. m		2 x 3.46		2 x 3.80		2 x 4.10
No. of	tine arms	10 / 13	10 / 13	2 x 13	2 x 13	2 x 13	2 x 13
Input power (kW/hp)	approx.	37 / 50	37 / 50	37 / 50	37 / 50	44 / 60	44 / 60



Swadro TS twin-rotor and three-rotor side rotor rake

Model		710/26 T	TS 970
Working width (m)	approx.	3.40 - 6.20 (2 x 3.40)	9.70
No. of	rotors	2	3
No. of	tine arms	2 x 13	1 x 10 / 2 x 13
Input power (kW/hp)	approx.	37 / 50	59 / 80





Swadro TC twin-rotor centre delivery rakes

Model		TC 640	TC 680	TC 760 (Plus)	TC 880 (Plus)	TC 930 (Plus)	TC 1000 (Plus)
Working width (m)	approx.	5.70–6.40	6.80	6.80–7.60	7.60–8.80	8.10–9.30	8.90–10.00
No. of	tine arms	2 x 10	2 x 10	2 x 13	2 x 13	2 x 15	2 x 15
Input power (kW/hp)	approx.	22/35	26/35	37/50	37/50	51/70	51/70



Swadro TC four-rotor and six-rotor rake

Model		TC 1250 (Plus)	TC 1370	TC 1570 NEW	TC 2000
Working width (m)	approx.	9.80 – 12.50	10.80 – 13.70	11.00 – 15.70	10.00 – 19.00
No. of	rotors	4	4	4	6
No. of	tine arms	2 x 11/2 x 13	4 x 13	4 x 15	4 x 13/2 x 15
Input power (kW/hp)	approx.	59/80	59/80	81/110	96/130



AX loading and forage transport wagons

Model		250		280		310	
Available extensions		FL GL	FD GD	FL GL HL	GD HD	GL HL	GD HD
Capacity (DIN 11741)	m ³	25	25	28	28	31	31
Pick-up work width (DIN 11220)	m	1.80	1.80	1.80	1.80	1.80	1.80
Cutting system (cutting lengths with 16/32 blades)	mm	90 / 45	90 / 45	90 / 45	90 / 45	90 / 45	90 / 45
Discharge rollers	Number	–	2 / 3	–	2 / 3	–	2 / 3
Input power (kW/hp)	approx.	59 / 80	59 / 80	66 / 90	66 / 90	74/100	74 / 100

Technical data



MX loading and forage transport wagons

Model		330 GL	330 GD	370 GL	370 GD	400 GL
Capacity (DIN 11741)	m ³	33	33	37	37	40
Pick-up work width (DIN 11220)	m	1.80	1.80	1.80	1.80	1.80
Cutting system (cutting lengths with 21/41 blades)	mm	74/37	74/37	74/37	74/37	74/37
Discharge rollers (standard/option)	Number	-	3 / 2	-	3 / 2	-
Minimum tractor input	approx. kW/hp	88/120	88/120	103/140	103/140	103/140



RX loading and forage transport wagons

Model		330 GL NEW	330 GD NEW	370 GL NEW	370 GD NEW	400 GL NEW	400 GD NEW
Capacity (DIN 11741)	m ³	33	33	37	37	40	40
Pick-up work width (DIN 11220)	m	2.12	2.12	2.12	2.12	2.12	2.12
OptiGrass 40 blades (theor. cutting length)		37	37	37	37	37	37
54 blades (theor. cutting length)		28	28	28	28	28	28
Discharge rollers (standard/option)	Number	-	3 (2)	-	3 (2)	-	3 (2)
Minimum tractor input	approx. kW/hp	130/175	130/175	130/175	130/175	130/175	130/175



ZX loading and forage transport wagons

Model		430 GL NEW	430 GD NEW	470 GL NEW	470 GD NEW	560 GL NEW	560 GD NEW
Capacity (DIN 11741)	m ³	43	43	47	47	56	56
Pick-up work width (DIN 11220)	m	2.12	2.12	2.12	2.12	2.12	2.12
OptiGrass 40 blades (theor. cutting length)		37	37	37	37	37	37
54 blades (theor. cutting length)		28	28	28	28	28	28
Drawbar tongue load	t	4	4	4	4	4	4
GVWR on tandem-axle model	t	24	24	24	24	-	-
GVWR on tridem axle-axle model	t	-	-	31	31	34	34
Discharge rollers (standard/option)	Number	-	3 (2)	-	3 (2)	-	3 (2)



TX forage transport wagons

Model		460	460 D	560	560 D
Capacity (DIN 11741)	m ³	46	46	56	56
GVWR					
Tandem model	t	24	24	-	-
Tridem model	t	31	31	34	34
Drawbar tongue load	t	4	4	4	4
Axle load					
Tandem model	t	20	20	-	-
Tridem model	t	27	27	30	30
Discharge rollers	Number	-	2	-	2



GX general-purpose wagon

Model		440	520
Capacity (DIN 11741)	m ³	44	52
GVWR			
Tandem model	t	24	-
Tridem model	t	31	34
Drawbar tongue load	t	4	4
Axle load			
Tandem model	t	20	-
Tridem model (option)	t	27	30
Discharge rollers	Number	2	2



Bellima round balers

Model		F 125	F 130
Bale chamber		fixed	fixed
Bale diameter	m	1.20	1.20
Pick-up work width (DIN 11220)	m	1.40	1.80
Input power (kW/hp)	approx.	25/34	25/34



Technical data



Fortima round balers

Model		F 1250 (MC)	F 1600 (MC)	V 1500 MC
Bale chamber		fixed	fixed	variable
Bale diameter	m	1.25	1.55	1.0 - 1.5
Pick-up work width (DIN 11220)	m	2.05	2.05	2.05
Max. no of blades		17	17	17
Input power (kW/hp)	approx.	36/50	40/55	36/50



Comprima round balers

Model		F 125 (XC)	F 155 (XC)	V 150 XC	V 180 XC
Bale chamber		fixed	semi-variable	variable	variable
Bale diameter	m	1.25	1.25 - 1.50	1.00 - 1.50	1.00 - 1.80
Pick-up work width (DIN 11220)	m	2.15	2.15	2.15	2.15
No. of blades (XC)		17/26	17/26	17/26	17/26
Input power (kW/hp)	approx.	48/65	51/70	51/70	59/80

Combination baler wrappers

	CF 155 XC	CV 150 XC
Bale chamber	semi-variable	variable
Bale diameter	1.25 - 1.50	1.00 - 1.50
Pick-up work width (DIN 11220)	2.15	2.15
No. of blades	17/26	17/26
Input power (kW/hp)	74/100	74/100



Comprima Plus round balers

Model		F 155 XC	V 150 XC
Bale chamber		semi-variable	variable
Bale diameter	m	1.25 - 1.50	1.00 - 1.50
Pick-up work width (DIN 11220)	m	2.15	2.15
No. of blades		17/26	17/26
Input power (kW/hp)	approx.	51/70	51/70

Combination baler wrappers

	CF 155 XC	CV 150 XC
Bale chamber	semi-variable	variable
Bale diameter	1.25 - 1.50	1.00 - 1.50
Pick-up work width (DIN 11220)	2.15	2.15
No. of blades	17/26	17/26
Input power (kW/hp)	74/100	74/100



VariPack round balers

Model		V 165 (XC)	V 190 (XC)
Bale chamber		variable	variable
Bale diameter	m	0.8 – 1.65	0.8 – 1.90
Pick-up work width (DIN 11220)	m	2.15	2.15
No. of blades	(XC)	17	17
Input power (kW/hp)	approx.	67 / 90	67 / 90



VariPack Plus round balers

Model		V 165 (XC) Plus	V 190 (XC) Plus
Bale chamber		variable	variable
Bale diameter	m	0.8 – 1.65	0.8 – 1.90
Pick-up work width (DIN 11220)	m	2.15	2.15
No. of blades	(XC)	17/26	17/26
Input power (kW/hp)	approx.	74 / 100	74 / 100



EasyWrap bale wrappers

Model		EasyWrap 150	EasyWrap 165 T
Bale diameter	mm	1,000 – 1,500	1,000 – 1,650
Max. bale weight	kg	1,600	1,700
Max. wrapping speed	rpm	36	40
Film width	mm	750	750
Film stretch	%	55 – 70	55 – 70
Attachment		Three-point linkage cat. II	Link arms, trailed



Technical data



BiG Pack Generation 4 large square balers

Model		870 HDP HighSpeed	870 HDP XC HighSpeed	890 HighSpeed	890 XC HighSpeed	1270 HighSpeed	1270 XC HighSpeed	1270 VC HighSpeed	1290 HighSpeed
Chamber width x height	cm	80 x70	80x70	80x90	80x90	120x70	120x70	120x70	120x90
Bale length	m	0.5 – 2.7	0.5 – 2.7	1.0 – 2.7	1.0 – 2.7	1.0 – 2.7	1.0 – 2.7	1.0 – 2.7	1.0 – 2.7
Minimum tractor input	approx. kW/hp	105/143	120/163	80/109	95/129	85/116	100/136	135/184	90/122
Pick-up work width (DIN 11220)	m	1.95 / 2.35	2.35	1.95 / 2.35	2.35	2.35	2.35	2.35	2.35
MultiBale		Standard	Standard	-	-	Optional	Optional	Optional	-
PreChop		-	-	-	-	-	Optional	Optional	Optional
Max. no of blades		-	16	-	16	-	26	51	-
Min. cutting length	mm	-	44	-	44	-	44	22	-

Model		1290 XC HighSpeed	1290 HDP HighSpeed	1290 HDP XC HighSpeed	1290 HDP VC HighSpeed	1290 HDP II	1290 HDP II XC	4 x 4 HighSpeed	4 x 4 XC HighSpeed
Chamber width x height	cm	120x90	120x90	120x90	120x90	120x90	120x90	120x130	120x130
Bale length	m	1.0 – 2.7	1.0 – 3.2	1.0 – 3.2	1.0 – 3.2	1.0 – 3.2	1.0 – 3.2	1.0 – 3.2	1.0 – 3.2
Minimum tractor input	approx. kW/hp	105/143	130/177	145/197	180/245	170/231	190/258	130/177	145/197
Pick-up work width (DIN 11220)	m	2.35	2.35	2.35	2.35	2.35	2.35	2.35	2.35
MultiBale		-	-	-	-	-	-	-	-
Max. no of blades		26	-	26	51	-	26	-	26
Min. cutting length	mm	44	-	44	22	-	44	-	44



BiG Pack Generation 5 large square balers

Model		1270	1270 VC	1290	1290 VC	1290 HDP	1290 HDP VC
Chamber width x height	cm	120 x 70	120x70	120x90	120x90	120x90	120x90
Bale length	m	1.0 – 3.2	1.0 – 3.2	1.0 – 3.2	1.0 – 3.2	1.0 – 3.2	1.0 – 3.2
Minimum tractor input	approx. kW/hp	120/163	140/190	120/163	140/190	155/210	180/245
Pick-up work width (DIN 11220)	m	2.35	2.35	2.35	2.35	2.35	2.35
MultiBale		Optional	Optional	-	-	-	-
PreChop		-	Optional	-	Optional	-	Optional
Max no. of blades (VC26 / VC51)		-	26 / 51	-	26 / 51	-	26 / 51
Min. cutting length	mm	-	44 / 22	-	44 / 22	-	44 / 22



Premos pelleting press



Model		Premos 5000	
		mobile use	stationary use
Feed		Pick-up 2.35 m	BaleFeed for square bales
Pellet diameter	mm	16	16
Minimum tractor input	approx. kW/hp	257 / 350	294 / 400
Oil flow	l/min	90	200
Throughput	kg/h	up to 5,000	up to 4,000
Types of crops		Hay, lucerne, straw with less than 16% moisture	
Hopper capacity	kg	approx. 5,000	approx. 5,000



BiG X forage harvesters

Model	BiG X 480	BiG X 530	BiG X 580	BiG X 630	BiG X 680	BiG X 780	BiG X 880	BiG X 980	BiG X 1080	BiG X 1180	
Sustained engine power	kW/hp	360 / 490	390 / 530	436 / 593	480 / 653	505 / 687	570 / 775	660 / 898	720 / 979	790 / 1,074	850 / 1,156
Max. sustained X Power chopping output	kW/hp	338 / 460	368 / 500	408 / 555	452 / 615	467 / 662	550 / 748	632 / 860	688 / 936	758 / 1,031	818 / 1,112
Max. sustained Eco Power chopping output	kW/hp	-	-	338 / 460	338 / 460	368 / 500	368 / 500	441 / 600	441 / 600	441 / 600	441 / 600
Displacement / cylinders	l	12.8	12.8	15.6	15.6	16.16 / 8	16.16 / 8	16.16 / 8	24.24 / 12	24.24 / 12	24.24 / 12
No. of blades		20, 28, 36, 40	20, 28, 36, 40	20, 28, 36, 40	20, 28, 36, 40	20, 28, 36, 40	20, 28, 36, 40	20, 28, 36, 40, 48	20, 28, 36, 40, 48	20, 28, 36, 40, 48	20, 28, 36, 40, 48

EasyFlow pick-up

Model	300 S	380 S	
Working width	m	3.00	3.80

XDisc direct cut headers

Model	620	
Working width	m	6.20

EasyCollect maize headers

Model	Type 450-2	Type 600-2	Type 600-3	Type 750-2	Type 750-3	Type 900-3	Type 1050-3	
No. of rows	6	8	8	10	10	12	14	
Working width	m	4.50	6.00	6.00	7.50	7.50	9.00	10.50

XCollect maize headers

Model	600-3	750-3	900-3	
No. of rows	8	10	12	
Working width	m	6.00	7.50	9.00



KRONE Digital

Model	DS 100	DS 500	CCI 800	CCI 1200
Touchscreen	-	5.7"	8.0"	12.0"
ISOBUS	No	only KRONE-ISOBUS machines	Manufacturer-independent	Manufacturer-independent
UT	No	No	1	2
SectionControl	No	No	option	option
Camera screen	No	No	yes	yes
Connector	InCab	InCab	InCab	InCab



Maschinenfabrik Bernard KRONE GmbH & Co. KG
Heinrich-Krone-Straße 10
D-48480 Spelle
Phone: +49 (0) 5977 935-0
info.ldm@krone.de | www.krone-agriculture.com

Your KRONE dealer